

See discussions, stats, and author profiles for this publication at: <https://www.researchgate.net/publication/323461268>

Testimonial Channels in Economic Impacts of Cambodia: The Structural Path Analysis Model

Article in SSRN Electronic Journal · January 2016

DOI: 10.2139/ssrn.3119046

CITATIONS

0

READS

46

1 author:



Phon Sophat

Cambodia Econometric Association.

13 PUBLICATIONS 2 CITATIONS

SEE PROFILE

Some of the authors of this publication are also working on these related projects:



Microfinance in Cambodia [View project](#)

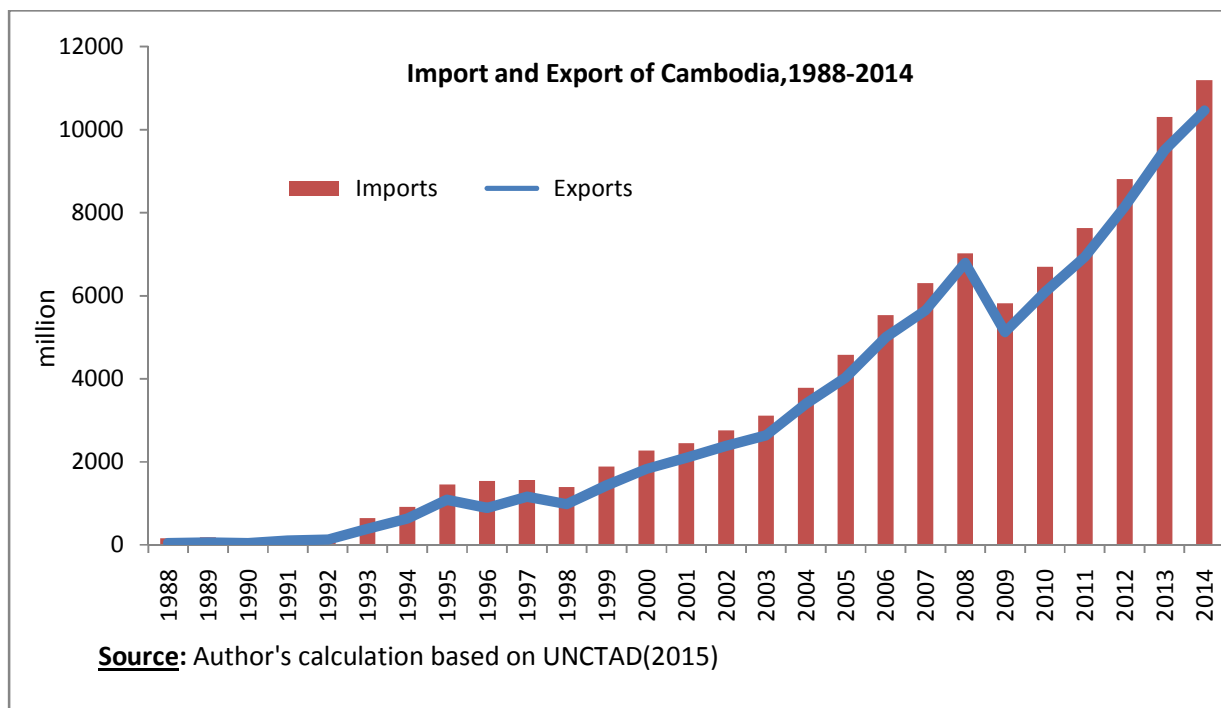
**Testimonial channels in economic impacts of Cambodia:
The structural Path Analysis model**

**Mr. Phon Sophat
Faculty of economics, Thammasat University.**

1. Introduction

Due to the sustainable growth in economy, balance of payment has been very critical and depended on trade openness as well as linkage to entire exports and import of products in country. Cambodia's economy has been seen that robustness growth much since 1993. Where the export, 13.9 billion dollars and import, 15 billion dollars in 2013. Most of productions which Cambodia has exported are garments sector (44%), agriculture (3%), Services (7%), industries (15%) and tourism (13%). In December 2010, active 262 garment factories existed, in which new 20 factories were operated, compared with 243 in 2009, due to Ministry of Commerce. Among them, there were 236 garment export oriented factories had registered with GMAC with 93% of foreign direct investment. As stated in figure 1, from the United Nations Conference on trade and Development released that Cambodia's export to GDP had surged from 47.12% in 2006 to 89% in 2013, where import had increased from 49.02% to 96% during respectively the same period.

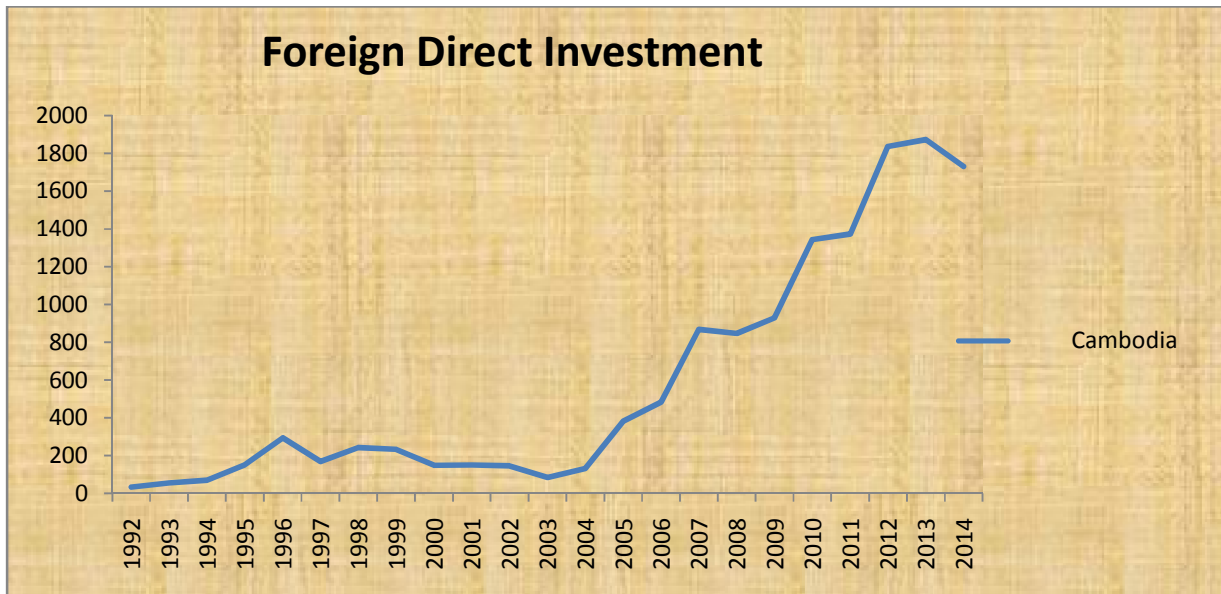
Figure 1: Share of Import and Export



Where data in the figure 2 shown that FDIs of among countries, Cambodia has a robust growth since 2010 to 2014. This means that it is very vital for capital flow for gaining the trade position as expansion of domestic business and creating the employments and opportunities for foreign companies to Cambodia. Among these countries, Cambodia has generated well further opportunities to absorb the foreign investments and other aids to market and in figure 3 mentioned that aid for trade (aT), reducing the trade costs for inclusive and sustainable growth, shows that services (transportation), agriculture, banking services, energy and industries are the

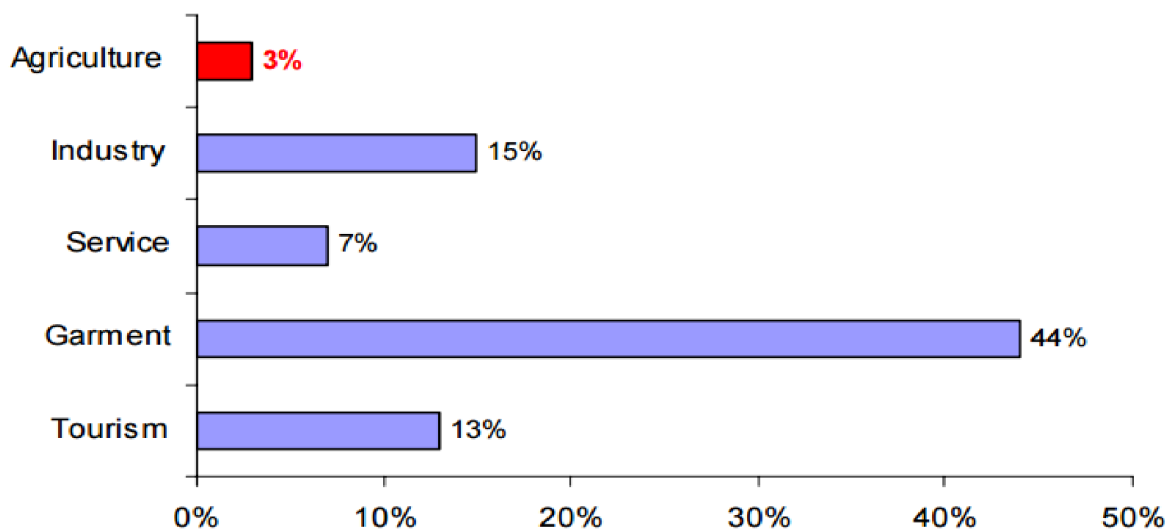
highest cost to economy in 2006 and 2013. The linkage of Cambodia economy sectors to other cost sectors is being to the network of domestic supply chain. Yet , the domestic networks linkage to the each others should be determined well for the current and future growth strategy.

Figure 2: Foreign Direct Investment



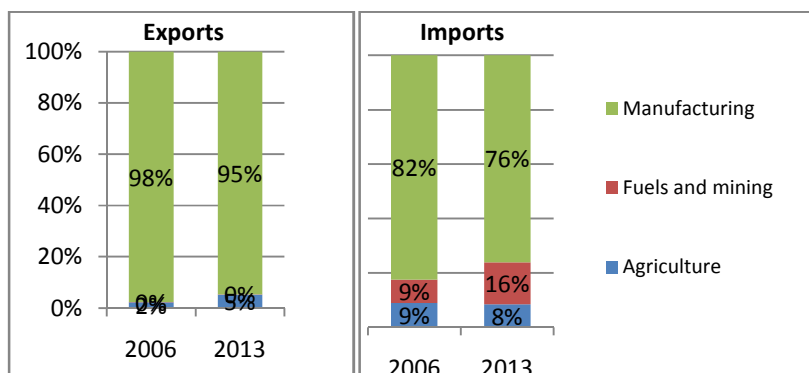
Source: UNCTAD

Figure 3: GDP Growth by main sectors (1994 -2004)



Source: EIC

Figure 4: Exports and Imports by sector (% of GDP)



Source: OECD.

Furthermore, figure 4 stated well that Cambodia's economy has huge percentage fragment with industries or manufacturing of imports about 82% to 76% where fuels and mining, 9% to 16% and agriculture, 9% to 8% in 2006 and 2013. As well as, exports side ranks about 98% to 95% where agriculture, 2% to 9% in the same period. Hence, It can be expressed well that garment and agriculture sector are more comprehensive tools to economy growth of Cambodia and would be focused more in order to approach the current and future growth strategy for economy.

This research will cover three parts with acknowledges of Cambodia's economy structure which is used Social Accounting Matrix (SAM) ratio technique for section 1 and domestic linkages induced by Leontief multipliers and multiplier decomposition for section 2 and Structural Path Analysis (SPA) model for section 3. These computations technique will occur the major paths of domestic value chains which contributed well to Cambodia's economy.

This paper will also be organized as below. The following part will be related with literature reviews based on how to use the Social Accounting Matrix (SAM) and other relates. And The contributions of SAM ratio analysis with proportions of production sectors in economy with some analysis and approaching from those techniques, Leontief multipliers (backward and forward) and multiplier decomposition will be mentioned. In addition, the Structural Path Analysis (SPA) will be discussed in part 5 and the last section concludes the key findings and suggestions to the main implications to improve and for further research.

2. Literature Review

Many research papers are about the global trade, mechanism value chain and the effect of economy which has been investigated the global trends impacts of trade, and global value chain as well as domestic and international trade value chain too. Koopman et al.(2008 and 2011) employed the GTAP database to investigate the international trade flows and conclude that international value chain has been vital role in the system of world trade, and the values of trade balance which is conformed to the volume of international shipment of intermediate goods. It can be the magnitude of 30% to 40% adjustment of the conventionally reported valued of trade

balance. And Lantz et al.(2009) found that more than 50% of international trade can induce raw materials and intermediate goods in market. Eric (2010) found that bilateral production fragmentation has been a positive effect while the standard bilateral trade intensity indicator has a negative impact on business cycle co movement and also that the positive effect of trade in complements (captured by bilateral production fragmentation) covers the negative effect of trade in substitutes , resulting in an overall positive trade. So, bilateral fragmented productions plays a critical role underlying the positive response of business cycle co movement to increases in trade too.

Backus et al. (1992) studied formally the linkage between trade in substitutes and business cycle co movement. They employed with two country international real business cycle model with a single homogenous goods and a complete asset market structures. The production of the single goods happens in each country with inputs of capital, labor and inventories. The preferences and production technologies have had the same functional forms in each country, but the production has been subjected to country specific technological shocks. Akkemik (2012) used the social accounting matrix (SAM) modeling approach to partial equilibrium analysis like it takes into account intersectoral linkages. His paper analyzes the contribution of international tourism using two SAMs in 1996 and 2002, respectively. These are formed using the SAM impact model: (1) sector comparison of GDP elasticity, and (2) SAM impact analysis on international tourism on output (GDP), value added, and employments. The finding shows that the GDP elasticity of international tourism is still relatively low and the impacts of foreign tourist expenditures on domestic goods, value added, and employment in Turkey is the modest. It implies the possibility of leakage of foreign tourist expenditures out of the Turkey economy. Where, Janneke (2010) used the Social Accounting Matrix (SAM) for 2002 to 2003 to shows how sectoral growth in India affects inequality. The findings state that only agricultural growth deducts inequality, while growths in heavy manufacturing and services sectors raises inequalities. Referring that India' s current growth pattern, the inequality looks likely to increase further. In an analysis of the standard SAM growth in any sectors would reduce inequality, which underlines the importance of our extension for next steps.

3. Ratio analysis from SAM table

This paper has been employed the table of the social accounting matrix (SAM) of Cambodia which was created by Oum (2007). It was 13x13 matrixes to use the computational techniques with SAM ratio analysis about the productions, household, government and international trade of Social accounting Matrix (SAM).From the ratio is shown that Cambodia's labor are from unskilled labor and skilled labor sector , mostly revenues from these labor force, people has spent about 81.19% with much expenditures for the agriculture which is 21.28% ,other industries(SMEs) about 31.76% and other services (Public services and others) , 28% and others ,2.53%. These mean that the revenue of people in Cambodia have spent much for agriculture and other services like social services as health care , school fee for their children ,

and public services where our fragmentation of labor in market are referred too much with unskilled labor. Due to this hence, SAM ratio mentioned that Unskilled labor on agriculture, 55.23% , skilled labor , 0.18% and capital on agriculture about 15.929%. Furthermore, unskilled labor on Garment sector about 6.831% , other Industries , 4.315% and Other services, 13.89% . This expresses that Cambodia's economy has referred much with unskilled labor and most of farmers are unskilled in farming and cultivate the farms by traditional routine farms. This can be effected to output and growth in economy while it is named this country as agricultural country. In addition, about 0.17% of Agriculture sector, 1% of Garment sector and 8.125% of Services from skilled labor, this released that skilled labor in above sector , especially with garments sector is still very low while current economy of Cambodia is depended on this sector. This fragile and vulnerable economy would be reformed in education system and agriculture and services to get more skilled labor to market in order to long term and sustainability growth.

Table1: Social Accounting Matrix (SAM) ratio's valued added

Name	Agriculture	Garment	Other Industries	Services
Unskilled labor	55.223%	6.831%	4.315%	13.891%
Skilled labor	0.171%	1.007%	0.811%	8.125%
Capital	15.929%	9.509%	6.535%	30.987%
Exports	5.93%	56.04%	9.22%	18.52%
Import	2.175%	33.077%	40.165%	5.52%

Source: Author's calculation based on SAM (2004).

Table2: Sample Social Accounting Matrix (SAM)

	goods	factors	firms	consumers	external	total
goods			input	consumption		
factors			input	consumption	exports	
firms	production					
consumers		endowments	profits			
external		imports				
total						

Source: UNDP-Levyinstitute.

The other hands, most of government's revenue is from major sectors as productive tax , import tax and from household , 17% and other investments, 15.24% and expenditures are due to public services ,84.30% , agriculture ,less than 1% (0.00065%) ,Garments , 0.45% and other industries , 0.0026%. These data heal that most of the revenue of government has spent to public services as

health care, social fund and education and other relates. Yet government still doesn't focus on the priority sectors as garments and agriculture at all where portion of its is still lesser than 1%.

International trade volume of Cambodia is majorly based on export of Garment sector (56%) and agriculture sector (5.93%), Services, 18.52% and other industries,9.22% from table 2 and Import of Cambodia which is parted as 33% for garment sector ,40% of other industries, 5.5% services, and 2.175% of agriculture sector. When we take a look with all above figures stated that Cambodia's economy has huge amount of export and imports as well , that is said that this economy has very big volume of intermediate goods which is shipped from other places(domestic and abroad) and sectors like garments sector over 50% of export is dominated by import products and other industries trends too much gap between export and import as well. These domestic industries have had less capacities to produce and it needs to be subsidized in order to eliminate the gap and better growth without depending on much with other linkages.

In order to obtain the long term growth , Cambodia should concentrate much more on agriculture which is based on capacity of produce like keeping more reforms to generate more skilled labors to economy and pour to agriculture sector as well as garment sector and others too.

4. Leontief Multipliers (Multipliers and Multiplier decomposition)

The Input Output multiplier ideal was introduced by Leontief (1936) and later reformed it by Leontief (1986). The multipliers can be obtained from the inter industry relationship in the Input Output table and verify the linkages of each production sectors to the entire economy. Backward multiplier indicates the degree of impact of the particular sector on its suppliers along the supply chain (upstream partners) and forward multipliers can be stated as the impacts of a particular sector on its downstream connected industries. We denote multipliers as M_a , M_1 , M_2 , M_3 . Due to Ajarn Nattapong (2016), setting A_{ij} will be denoted for sample matrix of average expenditure propensities, the pattern of 3x3 endogenous accounts matrix in the simplified SAM is followed:

$$A_n = \begin{bmatrix} A_{11} & 0 & A_{13} \\ A_{21} & 0 & 0 \\ 0 & A_{32} & A_{33} \end{bmatrix} \quad (1)$$

Where total income of endogenous accounts can be stated as

$$y_n - A_n y_n = x \quad (2)$$

And Leontief inverse is M_a from Input Output model and the matrix M is the multiplier matrix

$$\begin{aligned} y_n(I - A_n) &= x \\ y_n &= x(I - A_n)^{-1} = M_a x \end{aligned} \quad (3)$$

Decomposing M_a matrix can be derived from two models as multiplicative form and additive form as followed:

Multiplicative form decomposed as

$$\begin{aligned}
 y_n &= A_n y_n + x \\
 A_n &= B + C \\
 y_n &= (B + C) y_n + x \\
 y_n - B y_n &= C y_n + x \\
 y_n &= C y_n (I - B)^{-1} + (I - B)^{-1} x \\
 y_n - C y_n (I - B)^{-1} &= (I - B)^{-1} x \\
 y_n (I - C (I - B)^{-1}) &= (I - B)^{-1} x \\
 y_n &= (I - B)^{-1} (I - C (I - B)^{-1})^{-1} x \\
 y_n &= (I - D)^{-1} (I - B)^{-1} x \\
 y_n &= (I + D) (I - D^2)^{-1} (I - B)^{-1} x, \quad (A^2 - B^2 = (A - B)(A + B)) \\
 y_n &= M_3 M_2 M_1 x \\
 y_n &= M_a x
 \end{aligned}
 \tag{4}$$

Where $D = (I - B)^{-1} C$

$M_a = M_1 M_2 M_3$

$M_1 = (I - B)^{-1}$ called Direct Influence

$M_2 = (I + D + D^2)$ called Cross /spillover effects

$M_3 = (I - D^3)^{-1}$ called full circular effect

Additive form decomposed as

$$\begin{aligned}
 M_a &= M_1 M_2 M_3 \\
 M_a &= I + (M_1 - I) + (M_2 - I) M_1 + (M_3 - I) M_2 M_1 \\
 M_a &= N_1 N_2 N_3
 \end{aligned}
 \tag{5}$$

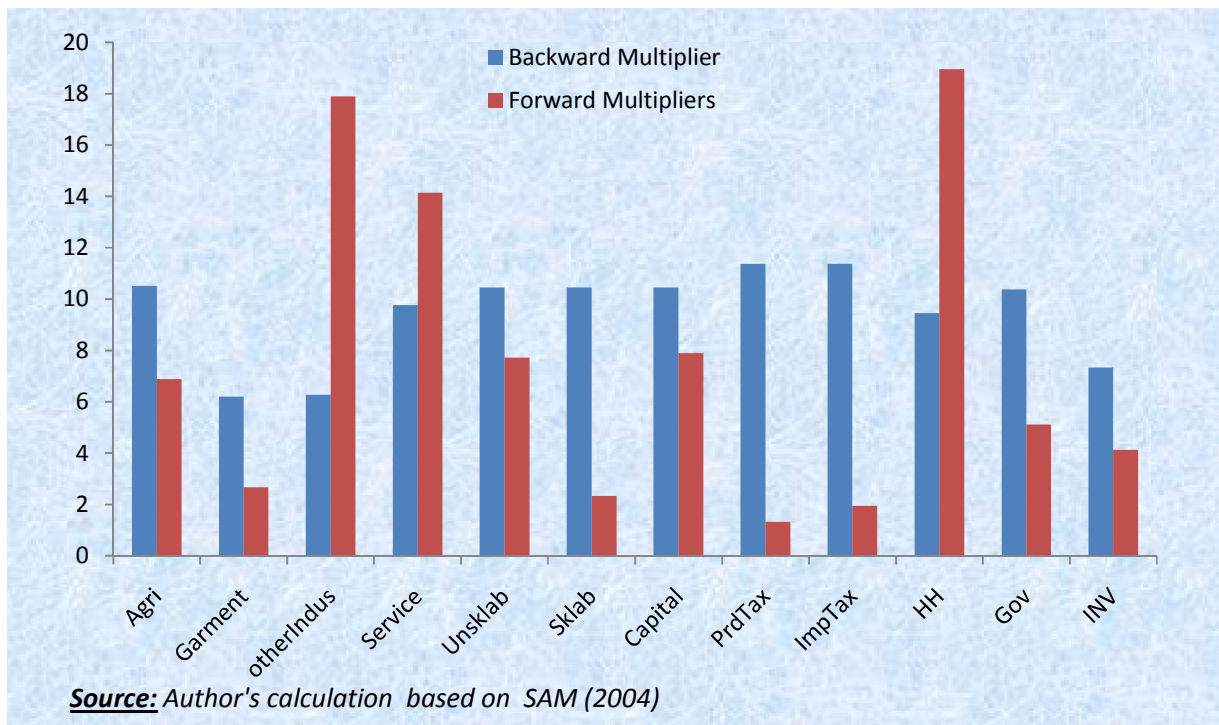
Table 3: M_a matrix from social Accounting Matrix

Name	Agriculture	Garment	Other Industries	Service	Unsklab	Sklab	Capital	PrdTax	ImpTax	HH	Gov't	Invest
Agricult	1.83554383	0.38393538	0.55196092	0.73977415	0.87589810	0.87589810	0.87589810	0.70517070	0.70517070	0.87589810	0.70517070	0.52330038
Garment	0.24839190	1.65991198	0.14166344	0.25534252	0.27761570	0.27761570	0.27761570	0.28966163	0.28966163	0.27761570	0.28966163	0.43872659
otherindus	2.01622817	1.00723517	2.24461222	1.93378314	2.03479308	2.03479308	2.03479308	1.93938779	1.93938779	2.03479308	1.93938779	1.99809277
Service	1.23342659	0.69068835	0.71705536	2.22318748	1.30140929	1.30140929	1.30140929	1.99050270	1.99050270	1.30140929	1.99050270	0.74232947
Unsklab	1.28894361	0.46481573	0.51094860	0.81823376	1.77124131	0.77124131	0.77124131	0.76938876	0.76938876	0.77124131	0.76938876	0.50828722
Sklab	0.12220766	0.08165595	0.07882932	0.20015290	0.12653242	1.12653242	0.12653242	0.18157842	0.18157842	0.12653242	0.18157842	0.08182660
Capital	0.82996291	0.49885002	0.47027234	0.95739021	0.70216129	0.70216129	1.70216129	0.88340621	0.88340621	0.70216129	0.88340621	0.48567736
PrdTax	0.03398354	0.02554749	0.02549942	0.04224034	0.03259607	0.03259607	0.03259607	1.03966573	0.03966573	0.03259607	0.03966573	0.02584696
ImpTax	0.10854540	0.06121565	0.11771048	0.10447298	0.10870078	0.10870078	0.10870078	1.10458208	1.10458208	0.10870078	1.10458208	0.10647454
HH	2.24111418	1.04532171	1.06005027	1.97577688	2.59993503	2.59993503	2.59993503	1.83437340	1.83437340	2.59993503	1.83437340	1.07579119
Gov't	0.24107164	0.13272636	0.18982074	0.23358903	0.25561704	0.25561704	0.25561704	1.22490595	1.22490595	0.25561704	1.22490595	0.17962448
Invest	0.31492803	0.14998293	0.16051242	0.28085148	0.36168503	0.36168503	0.36168503	0.41437688	0.41437688	0.36168503	0.41437688	1.16091242

Source: Author's calculation based on SAM (2004).

Due to figure 4 says about the domestic backward and forward multipliers of Cambodia. From table 4 , computational result reveals that import tax ,products tax and agriculture are the highest value of backward multipliers which have meant that all of these stuffs have highest contributions to Cambodia economy through its supply chain. So these sectors have the highest multipliers impacts from intermediate goods of raw material process to production and tax. Where agriculture is starting from farming activities to rice processing firms.

Figure 4: Domestic backward and forward multipliers of Cambodia



The second largest backward multipliers are skilled labor , unskilled labor and capital , which are revealing that labor force generated much more economy activities while it is employed much in productivity and service sectors. Third largest backward multiplier is government which used from public services to public investments. Other sectors will have respectively high backward multipliers effect from their expenditure usages of various intermediates and tools.

Where as Forward multipliers verify the degree of significance as the upstream producers. There are many high sectors in this economy but Household is the highest rank in table 4. This determines that its shares as major labor suppliers to most of domestic productivity in economy. In the second highest forward multiplier is other industries and other orders are services, unskilled labor, capital, agriculture, garment industries and so on. These stuffs are showing that they have had major linkages with (raw material) producers to capacity to produce and other downstream activities.

Table 4: Ranking of domestic backward and forward multipliers of Cambodia

Rank	Sector	Backward Multiplier	Rank	Sector	Forward Multiplier
1	Import Tax	11.37700032	1	Households	23.30091458
2	Productive Tax	11.37700032	2	Other industries	23.15728722
3	Agriculture	10.514348	3	Services	16.78383256
4	Unskilled labor	10.4481852	4	Unskilled Labors	9.984360483
5	Skilled Labor	10.4481852	5	Capital	9.701016654
6	Capital	10.4481528	6	Agriculture	9.653619234
7	Government	10.377	7	Government	5.674018336
8	Services	9.764795	8	Investments	4.757058107
9	Households	9.44819	9	Garments	4.723484165
10	Investments	7.32689	10	Skilled labors	2.615537446
11	Other industries	6.268935577	11	Import Tax	2.246968492
12	Garment Sectors	6.2018868	12	Productive Tax	1.402499248

5. Structural Path Analysis (SPA) model

This study will cover with Structural Path Analysis (SPA) which is applied with Social Accounting Matrix of Cambodia data. This SPA is going to reveal with Leontief multipliers and Global influence, Total Influence, Indirect, Direct influence and Path multipliers.

From the results, there are the five highest values of backward multipliers and main export products of Cambodia will be discussed as follow. Table 5 to 9 are taken from SPA's results and analyzed in this case. There are main 8 paths for Agriculture sectors of Cambodia which are difference destination points and rest of other domestic sectors. The SPA results that mostly Cambodia's Agriculture employed the unskilled labors (see table1) and which is effected to the outcomes (traditional farming) , So farmers or Households would migrant to the city in order to work as workers at Garments factories was recorded by figure 5. This path mentioned that Cambodia should employ this path in order to simulate for economy growth in long run where Total Influence is 0.1329 and total to global Influence ratio about 35%.

Where main path 2 is Agriculture > Unskilled labors >Households > Other industries with Total influence, 1.34 and TI/GI is 39.4% due to figure 6. Yet the main path 3 is Agriculture > Unskilled labors >Households > Services with Total influence, 0.84 and TI/GI is 46.7% due to table 5 and respectively path 3 to 8. Mostly path revealed that agriculture sectors which is the main production of rice of Cambodia , has employed much proportion with unskilled labors and it makes people move to work with other industries or services or garment sector with each respective path as in above figures.

For the main highest backward multiplier one too, table 6 states that Garment sector of Cambodia which is only path goal of domestic linkage process to agriculture sector like in main path 1. Interestingly, the decomposition reveals the connections which are domestic linkages

across some paths as garment sector > Capital sector > Households > Agriculture totalized total influence ,0.28. This path should be stimulated in order to get more effects to economy growth. Among of Total Influence (TI) values have been compared that the best path like garment sector > KHM Capital > KHM households with value of 1.17. Similar to the first and second path, the multi linkages of other sectors would be interpreted as above case and other across the sectors.

6. Conclusion

This paper will cover two distributions on the study of Cambodia's economy to domestic chain and paths. First procedure of calculation with SAM ratio and Leontief multiplier analysis was presented above.

Second quantitative techniques combined with Leontief multipliers and the structural Path Analysis (SPA) is employed in the social accounting matrix of Cambodia. From the SAM ratio proposed that agriculture sector is the main sector for Cambodia to develop while some higher as Import tax and production tax too. But due to table 1, said about 56.04% of export is from garment sector and agriculture, 5.93% , other industries , 9.22% and Services,18.52%.From this multiplier calculation allocated that the highest five sectors in Backward multiplier are Import tax , productive tax , agriculture , unskilled labor and skilled labors , where garment sector ranked lastly and Forward multipliers ranked households and other industries are the highest multipliers ,meaning that Cambodia's economy has distributed much from household and other industries and service sector too where other sectors respectively followed. Upstream and downstream connected both each other with domestic sectors and located entire country and other domestic level impacts. The Structural Path Analysis (SPA) method was used and illustrated the channelized economy mechanism with prioritized sectors, main sectors to exports of Cambodia, agriculture and garment sector across other sectors as unskilled labor and skilled labor, households and others. That result of garments also reveals the similar pattern as other too. This finding shows that Cambodia's economy is so vital from labor force where mostly existing as unskilled one, even in agriculture sector is employed huge amount of unskilled labor. Those can be effective to future output and sustainable growth of economy in the near future while our export based on garment and agriculture sector (see table1). Due to these above computation globalizedly shows that contributions in competition of Cambodia has limited while some main raw materials are imported from other locations.

For the more implicational research should be extended the SAM and source of data used with calculation of global chain mechanism in productions of Cambodia.

Table 5: SPA’s result of main backward paths of Cambodia’s Agriculture

Sector origin	Destination Sector (Order 1)	Destination Sector (order 2)	Destination Sector (order 3)	Destination Sector (order 4)	Destination Sector (order 5)	Destination Sector (order 6)	Global Influence (GI)	Direct Influence (DI)	Path Multiplier (Mp)	Total Influence (TI)	TI/GI (%)	Cumulative %
Main Path 1												
KHM Agriculture->	KHM Other industries->	KHM Garment					0.380875501	0.00227501	12.976526	0.02952176	7.75102602	7.751026018
KHM Agriculture->	KHM Services ->	KHM Garment						0.00125727	10.2199248	0.01284918	3.37358955	11.12461557
KHM Agriculture->	KHM unskilled labor->	KHM Households->	KHM Garments					0.01429994	9.29474938	0.13291438	34.8970664	46.02168192
KHM Agriculture->	KHM Capital ->	KHM Households->	KHM Garments					0.00412475	9.29474951	0.03833853	10.0658949	56.08757682
KHM Agriculture->	KHM unskilled labor->	KHM Households->	KHM other industries->	KHM Garments				0.00249252	15.8631579	0.03953922	10.3811413	66.46871809
KHM Agriculture->	KHM unskilled labor->	KHM Households->	KHM Services ->	KHM Garments				0.00323676	11.3728076	0.03681108	9.66485883	76.13357692
Main Path 2												
KHM Agriculture->	KHM Other industries->						3.420875147	0.16362348	5.98544452	0.97935929	28.6289107	28.6289107
KHM Agriculture->	KHM Services ->	KHM Other industries->						0.0144273	8.75581884	0.1263228	3.69270426	32.32161495
KHM Agriculture->	KHM unskilled labor->	KHM Households->	KHM Other industries->					0.179267	7.52029312	1.34814035	39.409224	71.73083897
KHM Agriculture->	KHM Capital ->	KHM Households->	KHM Other industries->					0.05170872	7.52029323	0.38886475	11.3674056	83.09824457
KHM Agriculture->	KHM Services ->	KHM unskilled labor->	KHM Households->	KHM Other industries->				0.00282786	8.87813093	0.02510614	0.73390984	83.83215441
KHM Agriculture->	KHM Services ->	KHM skilled labor->	KHM Households->	KHM Other industries->				0.0016541	8.8781328	0.01468528	0.42928436	84.26143877
KHM Agriculture->	KHM Services ->	KHM Capital ->	KHM Households->	KHM Other industries->				0.00630818	8.87813096	0.05600485	1.63714988	85.89858865
KHM Agriculture->	KHM unskilled labor->	KHM Households->	KHM Garments	KHM Other industries->				0.00136197	15.8631579	0.02160517	0.63156841	86.53015706
KHM Agriculture->	KHM unskilled labor->	KHM Households->	KHM Services ->	KHM Other industries->				0.03714225	8.87813093	0.3297538	9.63945731	96.16961437
KHM Agriculture->	KHM Capital ->	KHM Households->	KHM Services ->	KHM Other industries->				0.01071351	8.87813096	0.09511593	2.78045616	98.95007053
Main Path 3												
KHM Agriculture->	KHM Services ->						1.799679751	0.06056572	4.74124729	0.28715705	15.9560082	15.95600819
KHM Agriculture->	KHM Other industries->	KHM Services ->						0.01437055	8.75581884	0.12582592	6.99157255	22.94758074
KHM Agriculture->	KHM unskilled labor->	KHM Households->	KHM Services ->					0.15592299	5.39544343	0.84127367	46.7457428	69.6932356
KHM Agriculture->	KHM Capital ->	KHM Households->	KHM Services ->					0.04497525	5.39544346	0.24266144	13.4835899	83.17691343
KHM Agriculture->	KHM Other industries->	KHM unskilled labor->	KHM Households->	KHM Services ->				0.00325928	8.87813093	0.02893633	1.60786005	84.78477348
KHM Agriculture->	KHM Other industries->	KHM Capital ->	KHM Households->	KHM Services ->				0.00493607	8.87813096	0.04382309	2.43504949	87.21982297
KHM Agriculture->	KHM unskilled labor->	KHM Households->	KHM Garments	KHM Services ->				0.00147376	11.3728076	0.01676077	0.93131959	88.15114256

KHM Agriculture->	KHM unskilled labor->	KHM Households->	KHM Other industries->	KHM Services ->				0.01574447	8.87813093	0.13978146	7.76701864	95.91816121	
KHM Agriculture->	KHM Capital ->	KHM Households->	KHM Other industries->	KHM Services ->				0.00454142	8.87813096	0.04031931	2.24036003	98.15852123	
Main Path 4													
KHM Agriculture->	KHM unskilled labor->							2.064166559	0.56450749	3.20303071	1.80813484	87.5963635	87.59636349
KHM Agriculture->	KHM Other industries->	KHM unskilled labor->						0.01179999	6.4050591	0.07557961	3.66150719	91.25787069	
KHM Agriculture->	KHM Services ->	KHM unskilled labor->						0.00890487	4.98561198	0.04439624	2.15080729	93.40867798	
KHM Agriculture->	KHM Other industries->	KHM Services ->	KHM unskilled labor->					0.00211288	8.80398324	0.01860173	0.90117408	94.30985205	
KHM Agriculture->	KHM Services ->	KHM Other industries->	KHM unskilled labor->					0.00104045	8.80398324	0.0091601	0.44376731	94.75361936	
KHM Agriculture->	KHM Capital ->	KHM Households->	KHM Other industries->	KHM unskilled labor->				0.00372906	7.52029373	0.02804364	1.35859409	96.11221345	
KHM Agriculture->	KHM Capital ->	KHM Households->	KHM Services ->	KHM unskilled labor->				0.00661263	5.3954438	0.0356781	1.72845049	97.84066394	
Main Path 5													
KHM Agriculture->	KHM skilled labor->							0.21154488	0.00175095	2.88211941	0.00504643	2.38551459	2.385514594
KHM Agriculture->	KHM Other industries->	KHM skilled labor->						0.00221667	6.20817613	0.0137615	6.50523905	8.890753646	
KHM Agriculture->	KHM Services ->	KHM skilled labor->						0.00520872	4.7856244	0.02492698	11.7833053	20.67405894	
KHM Agriculture->	KHM Other industries->	KHM Services ->	KHM skilled labor->					0.00123588	8.76292066	0.01082995	5.11945651	25.79351545	
KHM Agriculture->	KHM unskilled labor->	KHM Households->	KHM Other industries->	KHM skilled labor->				0.0024286	7.52029537	0.01826381	8.63353849	34.42705394	
KHM Agriculture->	KHM unskilled labor->	KHM Households->	KHM Services ->	KHM skilled labor->				0.01341	5.395445	0.072351	34.20102	68.628074	
KHM Agriculture->	KHM Capital ->	KHM Households->	KHM Services ->	KHM skilled labor->				0.00386792	5.39544494	0.02086916	9.86512358	78.49319774	
KHM Agriculture->	KHM unskilled labor->	KHM Households->	KHM Other industries->	KHM Services ->	KHM skilled labor->			0.00135404	8.8781333	0.01202137	5.68265566	84.1758534	
Main Path 6													
KHM Agriculture->	KHM Capital ->							1.4546983	0.16283	3.653579	0.594911	40.8958	40.895803
KHM Agriculture->	KHM Other industries->	KHM Capital ->						0.01787068	6.87794933	0.12291362	8.44942326	49.34522671	
KHM Agriculture->	KHM Services ->	KHM Capital ->						0.01986431	5.10670304	0.10144113	6.97334503	56.31857174	
KHM Agriculture->	KHM Other industries->	KHM Services ->	KHM Capital ->					0.00471324	8.82286737	0.04158433	2.85862218	59.17719392	
KHM Agriculture->	KHM Services ->	KHM Other industries->	KHM Capital ->					0.00157572	8.82286737	0.01390241	0.95569033	60.13288425	
KHM Agriculture->	KHM unskilled labor->	KHM Households->	KHM Garments	KHM Capital ->				0.00203176	9.2947501	0.01888474	1.29818964	61.43107389	
KHM Agriculture->	KHM unskilled labor->	KHM Households->	KHM Other industries->	KHM Capital ->				0.01957924	7.52029373	0.1472416	10.1217964	71.55287032	
KHM Agriculture->	KHM unskilled labor->	KHM Households->	KHM Services ->	KHM Capital ->				0.05113953	5.3954438	0.27592048	18.9675397	90.52041007	
KHM Agriculture->	KHM Other industries->	KHM unskilled labor->	KHM Households->	KHM Services ->	KHM Capital ->			0.00106898	8.87813146	0.00949052	0.65240484	91.17281491	
KHM Agriculture->	KHM unskilled labor->	KHM Households->	KHM Other industries->	KHM Services ->	KHM Capital ->			0.00516386	8.87813146	0.04584545	3.15154332	94.32435823	
KHM Agriculture->	KHM unskilled labor->	KHM Households->	KHM Services ->	KHM Other industries->	KHM Capital ->			0.00405661	8.87813146	0.03601515	2.47578137	96.80013959	

Main Path 7												
KHM Agriculture->	KHM import Tax						0.302370045	0.00109928	2.68196109	0.00294823	0.97504046	0.975040462
KHM Agriculture->	KHM Other industries->	KHM import Tax						0.01406837	5.98544657	0.08420546	27.8484809	28.82352133
KHM Agriculture->	KHM Services ->	KHM Other industries->	KHM import Tax					0.00124046	8.75582181	0.01086125	3.59204039	32.41556172
<i>KHM Agriculture-></i>	<i>KHM unskilled labor-></i>	<i>KHM Households-></i>	<i>KHM Other industries-></i>	<i>KHM import Tax</i>				<i>0.0154134</i>	<i>7.52029567</i>	<i>0.11591332</i>	<i>38.3349206</i>	<i>70.75048232</i>
KHM Agriculture->	KHM Capital ->	KHM Households->	KHM Other industries->	KHM import Tax				0.00444592	7.52029578	0.03343465	11.0575278	81.80801014
KHM Agriculture->	KHM unskilled labor->	KHM Households->	KHM Services ->	KHM Other industries->	KHM import Tax			0.0031935	8.87813394	0.02835228	9.37668375	91.18469389
Main Path 8												
<i>KHM Agriculture-></i>	<i>KHM unskilled labor-></i>	<i>KHM Households-></i>					<i>3.730407921</i>	<i>0.56450721</i>	<i>4.37480909</i>	<i>2.46961126</i>	<i>66.2021771</i>	<i>66.20217706</i>
KHM Agriculture->	KHM skilled labor->	KHM Households->						0.00175094	4.37481013	0.00766003	0.20534034	66.4075174
KHM Agriculture->	KHM Capital ->	KHM Households->						0.16282945	4.37480918	0.71234777	19.0957072	85.5032246
KHM Agriculture->	KHM Other industries->	KHM unskilled labor->	KHM Households->					0.01179998	7.52029312	0.08873931	2.37880975	87.88203435
KHM Agriculture->	KHM Other industries->	KHM skilled labor->	KHM Households->					0.00221667	7.52029487	0.01666999	0.4468678	88.32890215
KHM Agriculture->	KHM Other industries->	KHM Capital ->	KHM Households->					0.01787067	7.52029323	0.13439267	3.6026267	91.93152884
KHM Agriculture->	KHM Services ->	KHM unskilled labor->	KHM Households->					0.00890487	5.39544343	0.04804572	1.28794809	93.21947693
KHM Agriculture->	KHM Services ->	KHM skilled labor->	KHM Households->					0.00520871	5.39544456	0.02810328	0.7533568	93.97283373
KHM Agriculture->	KHM Services ->	KHM Capital ->	KHM Households->					0.0198643	5.39544346	0.10717671	2.87305599	96.84588973
KHM Agriculture->	KHM Other industries->	KHM Services ->	KHM unskilled labor->	KHM Households->				0.00211288	8.87813093	0.01875839	0.50285089	97.34874061
KHM Agriculture->	KHM Other industries->	KHM Services ->	KHM skilled labor->	KHM Households->				0.00123588	8.8781328	0.01097231	0.29413152	97.64287214
KHM Agriculture->	KHM Other industries->	KHM Services ->	KHM Capital ->	KHM Households->				0.00471324	8.87813096	0.04184478	1.12172126	98.76459339
KHM Agriculture->	KHM Services ->	KHM Other industries->	KHM unskilled labor->	KHM Households->				0.00104045	8.87813093	0.00923724	0.24762006	99.01221346
KHM Agriculture->	KHM Services ->	KHM Other industries->	KHM Capital ->	KHM Households->				0.00157572	8.87813096	0.01398948	0.37501219	99.38722564

Table 6: SPA's result of main backward paths of Cambodia's Garment sector

Sector origin	Destination Sector (Order 1)	Destination Sector (order 2)	Destination Sector (order 3)	Destination Sector (order 4)	Destination Sector (order 5)	Destination Sector (order 6)	Global Influence (GI)	Direct Influence (DI)	Path Multiplier (Mp)	Total Influence (TI)	TI/GI (%)	Cumulative %
Main Path 1												
KHM Garment >	KHM Agriculture						1.604315854	0.00300052	6.02037801	0.01806428	1.12598005	1.125980053
KHM Garment	KHM Other industries->	KHM Agriculture->						0.02065439	12.976526	0.26802226	16.7063272	17.83230727

KHM Garment	KHM Services ->	KHM Agriculture->						0.00183138	10.2199248	0.01871657	1.16663862	18.99894589	
KHM Garment	KHM Services ->	KHM Other industries->	KHM Agriculture->					0.00532389	18.6286281	0.09917671	6.18186939	25.18081529	
KHM Garment	KHM unskilled labor->	KHM Households->	KHM Agriculture->					0.02171866	9.29474938	0.20186947	12.5829009	37.76371623	
KHM Garment	KHM skilled labor->	KHM Households->	KHM Agriculture->					0.00320131	9.29475155	0.02975536	1.85470698	39.61842321	
<i>KHM Garment</i>	<i>KHM Capital -></i>	<i>KHM Households-></i>	<i>KHM Agriculture-></i>					<i>0.03023415</i>	<i>9.29474951</i>	<i>0.28101881</i>	<i>17.5164265</i>	<i>57.13484973</i>	
KHM Garment	KHM Other industries->	KHM unskilled labor->	KHM Households->	KHM Agriculture->				0.0014616	15.8631579	0.02318557	1.44519994	58.58004967	
KHM Garment	KHM Other industries->	KHM Capital ->	KHM Households->	KHM Agriculture->				0.00221354	15.863158	0.03511376	2.18870628	60.76875595	
KHM Garment	KHM Services ->	KHM unskilled labor->	KHM Households->	KHM Agriculture->				0.00322442	11.3728076	0.0366707	2.28575311	63.05450906	
KHM Garment	KHM Services ->	KHM skilled labor->	KHM Households->	KHM Agriculture->				0.00188605	11.37281	0.02144972	1.33700082	64.39150988	
KHM Garment	KHM Services ->	KHM Capital ->	KHM Households->	KHM Agriculture->				0.00719279	11.3728076	0.08180219	5.09888302	69.49039289	
KHM Garment	KHM unskilled labor->	KHM Households->	KHM Other industries->	KHM Agriculture->				0.00702884	15.8631579	0.11149961	6.94997866	76.44037155	
KHM Garment	KHM skilled labor->	KHM Households->	KHM Other industries->	KHM Agriculture->				0.00103604	15.8631615	0.01643493	1.02441988	77.46479144	
KHM Garment	KHM Capital ->	KHM Households->	KHM Other industries->	KHM Agriculture->				0.00978472	15.863158	0.15521657	9.67493828	87.13972971	
KHM Garment	KHM Services ->	KHM unskilled labor->	KHM Households->	KHM Other industries->	KHM Agriculture->			0.00104352	18.6286306	0.01943941	1.21169492	88.35142463	
KHM Garment	KHM Services ->	KHM Capital ->	KHM Households->	KHM Other industries->	KHM Agriculture->			0.00232781	18.6286305	0.04336396	2.70295625	91.05438088	
KHM Garment	KHM unskilled labor->	KHM Households->	KHM Services ->	KHM Other industries->	KHM Agriculture->			0.0014563	18.6286306	0.02712892	1.69099638	92.74537727	
KHM Garment	KHM Capital ->	KHM Households->	KHM Services ->	KHM Other industries->	KHM Agriculture->			0.00202729	18.6286305	0.03776568	2.35400514	95.09938241	
Main Path 2													
<i>KHM Garment</i>	<i>KHM Other industries-></i>							<i>3.410504278</i>	<i>0.09524314</i>	<i>9.74641786</i>	<i>0.92827944</i>	<i>27.2182459</i>	<i>27.21824593</i>
KHM Garment	KHM Services ->	KHM Other industries->						0.02454992	14.9523538	0.36707912	10.7631918	37.98143776	
KHM Garment	KHM unskilled labor->	KHM Households->	KHM Other industries->					0.03241194	15.1736824	0.49180844	14.4204023	52.40184009	
KHM Garment	KHM skilled labor->	KHM Households->	KHM Other industries->					0.00477749	15.1736854	0.07249207	2.12555278	54.52739287	
KHM Garment	KHM Capital ->	KHM Households->	KHM Other industries->					0.04512006	15.1736822	0.68463753	20.0743781	74.60177101	
KHM Garment	KHM Services ->	KHM unskilled labor->	KHM Households->	KHM Other industries->				0.00481198	17.842501	0.0858577	2.51744884	77.11921984	
KHM Garment	KHM Services ->	KHM skilled labor->	KHM Households->	KHM Other industries->				0.00281466	17.8425043	0.05022057	1.47252608	78.59174593	
KHM Garment	KHM Services ->	KHM Capital ->	KHM Households->	KHM Other industries->				0.01073419	17.8425007	0.19152478	5.61573198	84.20747791	
KHM Garment	KHM unskilled labor->	KHM Households->	KHM Garment	KHM Other industries->				0.00355368	15.8631579	0.05637262	1.6529117	85.86038961	
KHM Garment	KHM unskilled labor->	KHM Households->	KHM Services ->	KHM Other industries->				0.00671542	17.842501	0.11981981	3.513258	89.37364761	
KHM Garment	KHM Capital ->	KHM Households->	KHM Garment >	KHM Other industries				0.00494702	15.863158	0.0784753	2.30098817	91.67463578	
KHM Garment	KHM Capital ->	KHM Households->	KHM Services ->	KHM Other industries->				0.00934841	17.8425007	0.16679897	4.89074211	96.56537789	
KHM Garment	KHM Services ->	KHM Capital ->	KHM Households->	KHM Garment >	KHM Other industries->			0.00117691	18.6286305	0.0219242	0.64284341	97.2082213	

Main Path 3												
KHM Garment	KHM Services ->						1.916776632	0.10306044	6.30145417	0.64943066	33.8813948	33.88139479
KHM Garment	KHM Other industries->	KHM Services ->						0.00836491	14.9523538	0.12507513	6.52528458	40.40667937
KHM Garment	KHM Other industries->	KHM Garment	KHM Services ->					0.00125095	18.6286281	0.02330345	1.21576226	41.62244163
KHM Garment	KHM unskilled labor->	KHM Households->	KHM Services ->					0.02819128	10.2318683	0.28844947	15.0486741	56.67111575
KHM Garment	KHM skilled labor->	KHM Households->	KHM Services ->					0.00415537	10.2318701	0.04251716	2.21815934	58.88927508
KHM Garment	KHM Capital ->	KHM Households->	KHM Services ->					0.03924457	10.2318681	0.40154522	20.9489835	79.83825856
KHM Garment	KHM Other industries->	KHM unskilled labor->	KHM Households->	KHM Services ->				0.00189719	17.842501	0.03385055	1.76601432	81.60427288
KHM Garment	KHM Other industries->	KHM Capital ->	KHM Households->	KHM Services ->				0.00287322	17.8425007	0.05126551	2.6745687	84.27884158
KHM Garment	KHM unskilled labor->	KHM Households->	KHM Garment	KHM Services ->				0.00131541	11.3728076	0.01495986	0.78046967	85.05931124
KHM Garment	KHM unskilled labor->	KHM Households->	KHM Other industries->	KHM Services ->				0.00284664	17.842501	0.05079119	2.64982325	87.70913449
KHM Garment	KHM Capital ->	KHM Households->	KHM Garment	KHM Services ->				0.00183115	11.3728076	0.02082535	1.08647755	88.79561204
KHM Garment	KHM Capital ->	KHM Households->	KHM Other industries->	KHM Services ->				0.00396276	17.8425007	0.07070549	3.6887704	92.48438244
KHM Garment	KHM Other industries->	KHM Garment	KHM unskilled labor->	KHM Households->	KHM Services ->			0.00322049	18.6286306	0.0599934	3.12991104	95.61429348
Main Path 4												
KHM Garment	KHM unskilled labor->						1.685788347	0.10206442	5.39982778	0.55113028	32.6927326	32.69273261
KHM Garment	KHM Garment	KHM unskilled labor->						0.00169382	7.01031327	0.01187419	0.70437008	33.39710269
KHM Garment	KHM Other industries->	KHM unskilled labor->						0.00686862	12.463472	0.08560687	5.07815031	38.475253
KHM Garment	KHM Services ->	KHM unskilled labor->						0.0151528	8.84719919	0.13405984	7.95235303	46.42760604
KHM Garment	KHM Other industries->	KHM Garment	KHM unskilled labor->					0.01165956	13.7330506	0.16012132	9.49830484	55.92591087
KHM Garment	KHM Other industries->	KHM Services ->	KHM unskilled labor->					0.00122988	17.1900938	0.02114173	1.25411536	57.18002623
KHM Garment	KHM Services ->	KHM Garment	KHM unskilled labor->					0.00103383	10.646552	0.0110067	0.65291128	57.83293751
KHM Garment	KHM Services ->	KHM Other industries->	KHM unskilled labor->					0.00177046	17.1900938	0.03043436	1.80534897	59.63828648
KHM Garment	KHM Services ->	KHM Other industries->	KHM Garment	KHM unskilled labor->				0.00300537	18.6286294	0.055986	3.3210575	62.95934398
KHM Garment	KHM skilled labor->	KHM Households->	KHM Garment	KHM unskilled labor->				0.00180716	9.29475214	0.01679712	0.99639577	63.95573975
KHM Garment	KHM Capital ->	KHM Households->	KHM Garment	KHM unskilled labor->				0.0170674	9.2947501	0.15863723	9.41026989	73.36600964
KHM Garment	KHM Capital ->	KHM Households->	KHM Other industries->	KHM unskilled labor->				0.00325391	15.1736835	0.0493738	2.92882578	76.29483542
KHM Garment	KHM Capital ->	KHM Households->	KHM Services ->	KHM unskilled labor->				0.00577006	10.231869	0.05903851	3.50213064	79.79696606
KHM Garment	KHM Other industries->	KHM Capital ->	KHM Households->	KHM Garment	KHM unskilled labor->			0.00124956	15.8631589	0.01982198	1.17582868	80.97279473
KHM Garment	KHM Services ->	KHM skilled labor->	KHM Households->	KHM Garment	KHM unskilled labor->			0.00106469	11.3728106	0.01210853	0.71827084	81.69106557
KHM Garment	KHM Services ->	KHM Capital ->	KHM Households->	KHM Garment	KHM unskilled labor->			0.00406038	11.3728082	0.04617795	2.73924962	84.4303152
KHM Garment	KHM Capital ->	KHM Households->	KHM Other industries->	KHM Garment	KHM unskilled labor->			0.00552355	15.8631589	0.08762092	5.19762289	89.62793809
KHM Garment	KHM Services ->	KHM Capital ->	KHM Households->	KHM Other industries->	KHM Garment	KHM unskilled labor->		0.00131407	18.6286314	0.02447928	1.45209683	91.08003492

KHM Garment	KHM Capital ->	KHM Households->	KHM Services ->	KHM Other industries->	KHM Garment	KHM unskilled labor->		0.00114442	18.6286314	0.02131901	1.26463142	92.34466634
Main Path 5												
KHM Garment	KHM skilled labor->						0.251056394	0.01504422	2.87824036	0.04330089	17.2474769	17.24747693
KHM Garment	KHM Other industries->	KHM skilled labor->						0.0012903	10.1969775	0.01315713	5.24070833	22.48818525
KHM Garment	KHM Services ->	KHM skilled labor->						0.00886331	6.39348842	0.0566675	22.5716219	45.05980712
KHM Garment	KHM unskilled labor->	KHM Households->	KHM Services ->	KHM skilled labor->				0.00242448	10.231871	0.02480699	9.88104182	54.94084894
KHM Garment	KHM Capital ->	KHM Households->	KHM Services ->	KHM skilled labor->				0.00337508	10.2318708	0.03453335	13.7552173	68.6960662
Main Path 6												
KHM Garment	KHM Capital ->						1.613695745	0.14208201	4.93149245	0.70067635	43.4205983	43.42059833
KHM Garment	KHM Other industries->	KHM Capital ->						0.01040229	12.0060725	0.12489069	7.7394198	51.16001813
KHM Garment	KHM Services ->	KHM Capital ->						0.03380171	7.59409084	0.25669322	15.9071638	67.0671819
KHM Garment	KHM Other industries->	KHM Agriculture->	KHM Capital ->					0.00336315	14.6641217	0.04931757	3.05618749	70.1233694
KHM Garment	KHM Other industries->	KHM Services ->	KHM Capital ->					0.00274352	15.5978202	0.04279292	2.65185802	72.77522742
KHM Garment	KHM Services ->	KHM Other industries->	KHM Capital ->					0.0026813	15.5978202	0.04182244	2.59171811	75.36694553
KHM Garment	KHM unskilled labor->	KHM Households->	KHM Agriculture->	KHM Capital ->				0.00353644	9.2947501	0.03287031	2.03695862	77.40390415
KHM Garment	KHM unskilled labor->	KHM Households->	KHM Other industries->	KHM Capital ->				0.00353998	15.1736835	0.05371448	3.32866237	80.73256652
KHM Garment	KHM unskilled labor->	KHM Households->	KHM Services ->	KHM Capital ->				0.00924616	10.231869	0.0946055	5.86266033	86.59522685
KHM Garment	KHM skilled labor->	KHM Households->	KHM Services ->	KHM Capital ->				0.00136287	10.2318708	0.01394476	0.8641502	87.45937705
KHM Garment	KHM unskilled labor->	KHM Households->	KHM Other industries->	KHM Agriculture->	KHM Capital ->			0.0011445	15.8631589	0.01815543	1.12508386	88.58446091
KHM Garment	KHM Other industries->	KHM Agriculture->	KHM unskilled labor->	KHM Households->	KHM Services ->	KHM Capital ->		0.00105626	18.6286314	0.0196766	1.21935027	89.80381118
Main Path 7												
KHM Garment	KHM productive Tax->						0.087507305	0.0088285	2.47260685	0.0218294	24.9458036	24.94580362
KHM Garment	KHM Other industries->	KHM productive Tax->						0.00105229	9.74642754	0.01025607	11.72024	36.66604365
KHM Garment	KHM Services ->	KHM productive Tax->						0.00127752	6.30146065	0.00805025	9.19951204	45.86555569
Main Path 8												
KHM Garment	KHM import tax->						0.315648208	0.00726192	2.47260592	0.01795588	5.68857249	5.688572491
KHM Garment	KHM Other industries->	KHM import tax->						0.00818902	9.74642115	0.07981361	25.2856213	30.97419374
KHM Garment	KHM Services ->	KHM Other industries->	KHM import tax->					0.00211081	14.9523588	0.03156152	9.99895409	40.97314783
KHM Garment	KHM unskilled labor->	KHM Households->	KHM Other industries->	KHM import tax->				0.00278678	15.1736874	0.04228577	13.3964853	54.3696331
KHM Garment	KHM Capital ->	KHM Households->	KHM Other industries->	KHM import tax->				0.00387943	15.1736873	0.05886524	18.6490019	73.01863505
Main Path 9												
KHM Garment	KHM unskilled labor->	KHM Households->					3.5505387	0.10206437	8.26435198	0.84349584	23.7568411	23.75684114
KHM Garment	KHM skilled labor->	KHM Households->						0.01504418	8.26435357	0.12433044	3.50173442	27.25857556

KHM Other industries->	KHM Services ->	KHM Garment						0.00182318	14.9523538	0.02726076	7.30293646	43.60595502	
KHM Other industries->	KHM unskilled labor->	KHM Households->	KHM Garment					0.00182684	15.1736824	0.02771988	7.42593179	51.03188682	
KHM Other industries->	KHM Capital ->	KHM Households->	KHM Garment					0.00276669	15.1736822	0.04198082	11.2463216	62.2782084	
KHM Other industries->	KHM Agriculture->	KHM unskilled labor->	KHM Households->	KHM Garment				0.00310108	15.8631579	0.04919292	13.1783849	75.45659331	
Main Path 3													
KHM Other industries->	KHM Services ->							1.655811681	0.08782693	7.00704199	0.61540697	37.1664834	37.16648343
KHM Other industries->	KHM Agriculture->	KHM Services ->						0.01313426	8.75581884	0.11500119	6.94530642	44.11178985	
KHM Other industries->	KHM Garment	KHM Services ->						0.00143295	14.9523538	0.02142593	1.29398363	45.40577348	
KHM Other industries->	KHM unskilled labor->	KHM Households->	KHM Services ->					0.0199194	8.50342944	0.16938323	10.2296191	55.63539254	
KHM Other industries->	KHM skilled labor->	KHM Households->	KHM Services ->					0.00374193	8.503431	0.03181923	1.9216699	57.55706244	
KHM Other industries->	KHM Capital ->	KHM Households->	KHM Services ->					0.03016726	8.5034293	0.25652515	15.4924107	73.04947309	
KHM Other industries->	KHM Agriculture->	KHM unskilled labor->	KHM Households->	KHM Services ->				0.0338134	8.87813093	0.30019981	18.1300695	91.17954259	
KHM Other industries->	KHM Agriculture->	KHM Capital ->	KHM Households->	KHM Services ->				0.00975332	8.87813096	0.08659122	5.22953334	96.40907593	
KHM Other industries->	KHM Capital ->	KHM Households->	KHM Agriculture->	KHM Services ->				0.00140761	8.87813096	0.0124969	0.75472977	97.16380571	
Main Path 4													
KHM Other industries->	KHM unskilled labor->							1.587628402	0.0721167	5.8054765	0.41867181	26.3708946	26.37089458
KHM Other industries->	KHM Agriculture->	KHM unskilled labor->						0.12241889	6.4050591	0.7841002	49.3881441	75.75903869	
KHM Other industries->	KHM Garment	KHM unskilled labor->						0.0014191	12.463472	0.01768689	1.11404491	76.8730836	
KHM Other industries->	KHM Services ->	KHM unskilled labor->						0.01291304	8.12076315	0.10486376	6.60505695	83.47814056	
KHM Other industries->	KHM Agriculture->	KHM Services ->	KHM unskilled labor->					0.00193111	8.80398324	0.01700144	1.07087017	84.54901073	
KHM Other industries->	KHM skilled labor->	KHM Households->	KHM Agriculture->	KHM unskilled labor->				0.00162736	7.52029537	0.01223822	0.77084926	85.31985999	
KHM Other industries->	KHM Capital ->	KHM Households->	KHM Agriculture->	KHM unskilled labor->				0.01311969	7.52029373	0.09866396	6.21454963	91.53440962	
KHM Other industries->	KHM Capital ->	KHM Households->	KHM Services ->	KHM unskilled labor->				0.00443544	8.50343001	0.03771646	2.37564754	93.91005716	
KHM Other industries->	KHM Agriculture->	KHM Capital ->	KHM Households->	KHM Services ->	KHM unskilled labor->			0.00143401	8.87813146	0.01273136	0.80191056	94.71196772	
KHM Other industries->	KHM Services ->	KHM Capital ->	KHM Households->	KHM Agriculture->	KHM unskilled labor->			0.00346021	8.87813146	0.03072021	1.93497493	96.64694266	
Main Path 5													
KHM Other industries->	KHM skilled labor->							0.211448049	0.0135474	4.68283829	0.06344031	30.0027864	30.00278638
KHM Other industries->	KHM Services ->	KHM skilled labor->						0.00755322	7.01720087	0.05300243	25.0664069	55.06919329	
KHM Other industries->	KHM Agriculture->	KHM Services ->	KHM skilled labor->					0.00112956	8.76292066	0.00989825	4.68117578	59.75036906	
KHM Other industries->	KHM unskilled labor->	KHM Households->	KHM Services ->	KHM skilled labor->				0.00171309	8.50343172	0.01456715	6.88923505	66.63960411	
KHM Other industries->	KHM Capital ->	KHM Households->	KHM Services ->	KHM skilled labor->				0.00259442	8.50343157	0.02206146	10.4335125	77.07311663	
KHM Other industries->	KHM Agriculture->	KHM unskilled labor->	KHM Households->	KHM Services ->	KHM skilled labor->			0.00290799	8.8781333	0.02581753	12.2098692	89.28298579	
Main Path 6													

KHM Other industries->	KHM Capital							1.366882631	0.1092183	5.61821692	0.61361207	44.8913505	44.89135052
KHM Other industries->	KHM Agriculture->	KHM Capital ->							0.03531115	6.87794933	0.24286831	17.7680445	62.65939505
KHM Other industries->	KHM Garment>	KHM Capital ->							0.0019755	12.0060725	0.02371801	1.73518975	64.39458481
KHM Other industries->	KHM Services ->	KHM Capital ->							0.02880543	7.37955163	0.21257113	15.5515277	79.94611249
KHM Other industries->	KHM Agriculture->	KHM Services ->	KHM Capital						0.00430777	8.82286737	0.03800686	2.78055011	82.72666259
KHM Other industries->	KHM unskilled labor->	KHM Households->	KHM Agriculture->	KHM Capital					0.00249878	7.52029373	0.01879154	1.37477369	84.10143628
KHM Other industries->	KHM unskilled labor->	KHM Households->	KHM Services ->	KHM Capital					0.00653315	8.50343001	0.05555422	4.0643006	88.16573687
KHM Other industries->	KHM skilled labor->	KHM Households->	KHM Services ->	KHM Capital					0.00122728	8.50343157	0.01043606	0.76349316	88.92923003
KHM Other industries->	KHM Agriculture->	KHM unskilled labor->	KHM Households->	KHM Services ->	KHM Capital				0.0110901	8.87813146	0.09845937	7.20320584	96.13243587
Main Path 7													
KHM Other industries->	KHM Products tax->							0.077666486	0.01104846	4.45664599	0.04923906	63.3980837	63.39808374
KHM Other industries->	KHM Services ->	KHM Products tax							0.00108869	7.00704874	0.00762849	9.82211564	73.22019938
Main Path 8													
KHM Other industries->	KHM Import tax							0.390137394	0.08598013	4.45664294	0.38318272	98.2173787	98.2173787
Main Path 9													
KHM Other industries->	KHM unskilled labor->	KHM Households->						3.16595754	0.07211666	7.19324688	0.51875297	16.3853419	16.3853419
KHM Other industries->	KHM skilled labor->	KHM Households->							0.01354737	7.19324836	0.09744957	3.07804415	19.46338606
KHM Other industries->	KHM Capital >	KHM Households->							0.10921824	7.19324684	0.78563376	24.8150441	44.2784302
KHM Other industries->	KHM Agriculture->	KHM unskilled labor->	KHM Households-						0.12241882	7.52029312	0.92062544	29.0788941	73.35732426
KHM Other industries->	KHM Agriculture->	KHM Capital >	KHM Households-						0.03531113	7.52029323	0.26555008	8.38767043	81.74499469
KHM Other industries->	KHM Garment>	KHM unskilled labor->	KHM Households-						0.0014191	15.1736824	0.02153294	0.68013981	82.4251345
KHM Other industries->	KHM Garment>	KHM Capital >	KHM Households-						0.0019755	15.1736822	0.02997561	0.94681018	83.37194468
KHM Other industries->	KHM Services ->	KHM unskilled labor->	KHM Households-						0.01291304	8.50342944	0.10980509	3.46830584	86.84025052
KHM Other industries->	KHM Services ->	KHM skilled labor->	KHM Households-						0.00755319	8.503431	0.06422806	2.02870888	88.8689594
KHM Other industries->	KHM Services ->	KHM Capital >	KHM Households-						0.02880541	8.5034293	0.24494478	7.73683096	96.60579036
KHM Other industries->	KHM Agriculture->	KHM Services ->	KHM unskilled labor->	KHM Households-					0.00193111	8.87813093	0.01714462	0.54153024	97.1473206
KHM Other industries->	KHM Agriculture->	KHM Services ->	KHM skilled labor->	KHM Households-					0.00112956	8.8781328	0.01002837	0.31675616	97.46407676
KHM Other industries->	KHM Agriculture->	KHM Services ->	KHM Capital >	KHM Households-					0.00430776	8.87813096	0.0382449	1.20800419	98.67208095

Table 8: SPA's result of main backward paths of Cambodia's Service Sector

Sector origin	Destination Sector (Order 1)	Destination Sector (order 2)	Destination Sector (order 3)	Destination Sector (order 4)	Destination Sector (order 5)	Destination Sector (order 6)	Global Influence (GI)	Direct Influence (DI)	Path Multiplier (Mp)	Total Influence (TI)	TI/GI (%)	Cumulative %
Main Path 1												
KHM Services ->	KHM Agriculture->						1.6511904	0.01776996	4.74124729	0.08425179	5.1024878	5.102487799
KHM Services ->	KHM Other industries->	KHM Agriculture->						0.05165791	8.75581884	0.45230729	27.3928005	32.49528834
KHM Services ->	KHM unskilled labor->	KHM Households->	KHM Agriculture->					0.03128668	5.39544343	0.16880552	10.2232619	42.7185502
KHM Services ->	KHM skilled labor->	KHM Households->	KHM Agriculture->					0.01830045	5.39544456	0.09873906	5.97987134	48.69842153
KHM Services ->	KHM Capital >	KHM Households->	KHM Agriculture->					0.06979193	5.39544346	0.37655843	22.8052699	71.50369143
KHM Services ->	KHM Other industries->	KHM unskilled labor->	KHM Households->	KHM Agriculture->				0.00365555	8.87813093	0.03245444	1.9655177	73.46920913
KHM Services ->	KHM Other industries->	KHM Capital >	KHM Households->	KHM Agriculture->				0.0055362	8.87813096	0.04915115	2.97670986	76.44591899
KHM Services ->	KHM unskilled labor->	KHM Households->	KHM Other industries->	KHM Agriculture->				0.01012535	8.87813093	0.08989422	5.44420687	81.89012586
KHM Services ->	KHM skilled labor->	KHM Households->	KHM Other industries->	KHM Agriculture->				0.0059226	8.8781328	0.05258164	3.18446862	85.07459448
KHM Services ->	KHM Capital >	KHM Households->	KHM Other industries->	KHM Agriculture->				0.02258687	8.87813096	0.20052915	12.1445198	97.21911432
Main Path 2												
KHM Services ->	KHM Garment>						0.422237601	0.02075873	6.30145417	0.13081016	30.9802263	30.98022628
KHM Services ->	KHM Other industries->	KHM Garment>						0.00331205	14.9523538	0.04952287	11.7286742	42.70890052
KHM Services ->	KHM unskilled labor->	KHM Households->	KHM Garment>					0.00372448	10.2318683	0.03810837	9.02533826	51.73423877
KHM Services ->	KHM skilled labor->	KHM Households->	KHM Garment>					0.00217855	10.2318701	0.02229065	5.27917218	57.01341095
KHM Services ->	KHM Capital >	KHM Households->	KHM Garment>					0.00830828	10.2318681	0.08500924	20.133033	77.14644394
KHM Services ->	KHM Capital >	KHM Households->	KHM Other industries->	KHM Garment>				0.00144816	17.8425007	0.02583873	6.11947572	83.26591965
Main Path 3												
KHM Services ->	KHM Other industries->						3.508553625	0.23820897	7.00704199	1.66914025	47.573457	47.57345703
KHM Services ->	KHM Agriculture->	KHM Other industries->						0.00290758	8.75581884	0.02545827	0.72560591	48.29906294
KHM Services ->	KHM Garment>	KHM Other industries->						0.00197713	14.9523538	0.02956269	0.84258914	49.14165208
KHM Services ->	KHM unskilled labor->	KHM Households->	KHM Other industries->					0.04669082	8.50342944	0.39703211	11.3161191	60.45777118
KHM Services ->	KHM skilled labor->	KHM Households->	KHM Other industries->					0.02731076	8.503431	0.23223516	6.61911387	67.07688505
KHM Services ->	KHM Capital >	KHM Households->	KHM Other industries->					0.10415431	8.5034293	0.88566881	25.2431316	92.32001663
KHM Services ->	KHM Agriculture->	KHM unskilled labor->	KHM Households->	KHM Other industries->				0.00318557	8.87813093	0.02828189	0.80608398	93.1261006

KHM Services ->	KHM unskilled labor->	KHM Households->	KHM Agriculture->	KHM Other industries->				0.00511924	8.87813093	0.04544925	1.2953841	94.4214847	
KHM Services ->	KHM skilled labor->	KHM Households->	KHM Agriculture->	KHM Other industries->				0.00299438	8.8781328	0.02658453	0.75770633	95.17919103	
KHM Services ->	KHM Capital >	KHM Households->	KHM Agriculture->	KHM Other industries->				0.0114196	8.87813096	0.1013847	2.88964367	98.0688347	
Main Path 4													
KHM Services ->	KHM unskilled labor->							1.651059042	0.14702828	4.13111408	0.60739062	36.7879404	36.78794038
KHM Services ->	KHM Agriculture->	KHM unskilled labor->						0.01003128	4.98561198	0.05001206	3.0290895	39.81702989	
KHM Services ->	KHM Garment>	KHM unskilled labor->						0.00211873	8.84719919	0.0187448	1.13531995	40.95234984	
KHM Services ->	KHM Other industries->	KHM unskilled labor->						0.01717884	8.12076315	0.13950533	8.44944534	49.40179518	
KHM Services ->	KHM Other industries->	KHM Agriculture->	KHM unskilled labor->					0.02916128	8.80398324	0.25673539	15.5497402	64.95153542	
KHM Services ->	KHM skilled labor->	KHM Households->	KHM Agriculture->	KHM unskilled labor->				0.01033074	5.39544491	0.05573894	3.37595097	68.32748639	
KHM Services ->	KHM skilled labor->	KHM Households->	KHM Other industries->	KHM unskilled labor->				0.00196956	8.50343172	0.01674803	1.01438135	69.34186774	
KHM Services ->	KHM Capital >	KHM Households->	KHM Agriculture->	KHM unskilled labor->				0.03939807	5.3954438	0.21257007	12.8747708	82.21663857	
KHM Services ->	KHM Capital >	KHM Households->	KHM Other industries->	KHM unskilled labor->				0.00751127	8.50343001	0.06387152	3.8685181	86.08515667	
KHM Services ->	KHM Other industries->	KHM Capital >	KHM Households->	KHM Agriculture->	KHM unskilled labor->			0.00312523	8.87813146	0.02774619	1.68050881	87.76566548	
KHM Services ->	KHM skilled labor->	KHM Households->	KHM Other industries->	KHM Agriculture->	KHM unskilled labor->			0.00334335	8.8781333	0.02968273	1.79779953	89.56346501	
KHM Services ->	KHM Capital >	KHM Households->	KHM Other industries->	KHM Agriculture->	KHM unskilled labor->			0.01275045	8.87813146	0.11320021	6.8562183	96.41968331	
Main Path 5													
KHM Services ->	KHM skilled labor->							0.304100359	0.08600113	2.92555662	0.25160118	82.7362325	82.73623251
KHM Services ->	KHM Other industries->	KHM skilled labor->						0.00322711	7.01720087	0.0226453	7.44665438	90.18288689	
KHM Services ->	KHM Capital >	KHM Households->	KHM Other industries->	KHM skilled labor->				0.00141102	8.50343157	0.01199852	3.9455781	94.12846499	
Main Path 6													
KHM Services ->	KHM Capital >							1.655266979	0.32797944	3.5472662	1.16343036	70.2865687	70.28656874
KHM Services ->	KHM Agriculture->	KHM Capital >						0.00289347	5.10670304	0.01477612	0.89267269	71.17924144	
KHM Services ->	KHM Garment>	KHM Capital >						0.00294944	7.59409084	0.02239833	1.35315495	72.53239638	
KHM Services ->	KHM Other industries->	KHM Capital >						0.02601678	7.37955163	0.19199215	11.5988632	84.1312596	
KHM Services ->	KHM Other industries->	KHM Agriculture->	KHM Capital >					0.00841143	8.82286737	0.07421296	4.48344345	88.61470305	
KHM Services ->	KHM unskilled labor->	KHM Households->	KHM Agriculture->	KHM Capital >				0.0050944	5.3954438	0.02748653	1.66054937	90.27525242	
KHM Services ->	KHM unskilled labor->	KHM Households->	KHM Other industries->	KHM Capital >				0.00509949	8.50343001	0.04336317	2.61970868	92.8949611	
KHM Services ->	KHM skilled labor->	KHM Households->	KHM Agriculture->	KHM Capital >				0.00297985	5.39544494	0.01607764	0.9713017	93.8662628	
KHM Services ->	KHM skilled labor->	KHM Households->	KHM Other industries->	KHM Capital >				0.00298283	8.50343157	0.02536433	1.53234072	95.39860352	
KHM Services ->	KHM unskilled labor->	KHM Households->	KHM Other industries->	KHM Agriculture->	KHM Capital >			0.00164871	8.87813146	0.01463743	0.8842945	96.28289801	
Main Path 7													
KHM Services ->	KHM Products tax->							0.08250102	0.01239584	2.87583375	0.03564837	43.2096075	43.20960753

KHM Services ->	KHM Other industries->	KHM Products tax->						0.00263184	7.00704874	0.01844144	22.3529876	65.56259517	
KHM Services ->	KHM Capital >	KHM Households->	KHM Other industries->	KHM Products tax->				0.00115074	8.50343744	0.00978528	11.8608031	77.42339823	
Main Path 8													
KHM Services ->	KHM Import tax->							0.310587715	0.0014048	2.8758324	0.00403997	1.30074877	1.30074877
KHM Services ->	KHM Other industries->	KHM Import tax->						0.02048124	7.00704438	0.14351294	46.2068945	47.50764332	
KHM Services ->	KHM unskilled labor->	KHM Households->	KHM Other industries->	KHM Import tax->				0.00401448	8.50343233	0.03413688	10.99106	58.49870333	
KHM Services ->	KHM skilled labor->	KHM Households->	KHM Other industries->	KHM Import tax->				0.00234818	8.50343389	0.01996762	6.42897774	64.92768107	
KHM Services ->	KHM Capital >	KHM Households->	KHM Other industries->	KHM Import tax->				0.0089552	8.50343219	0.07614994	24.5180147	89.44569573	
Main Path 9													
KHM Services ->	KHM unskilled labor->	KHM Households->						3.610424387	0.14702821	4.85227463	0.71342125	19.7600385	19.76003848
KHM Services ->	KHM skilled labor->	KHM Households->						0.08600089	4.85227545	0.41729999	11.5581978	31.31823629	
KHM Services ->	KHM Capital >	KHM Households->						0.32797927	4.85227451	1.59144546	44.0791798	75.39741605	
KHM Services ->	KHM Agriculture->	KHM unskilled labor->	KHM Households->					0.01003127	5.39544343	0.05412316	1.49908032	76.89649637	
KHM Services ->	KHM Agriculture->	KHM Capital >	KHM Households->					0.00289347	5.39544346	0.01561157	0.43240267	77.32889904	
KHM Services ->	KHM Garment>	KHM unskilled labor->	KHM Households->					0.00211873	10.2318683	0.02167853	0.60044265	77.92934169	
KHM Services ->	KHM Garment>	KHM Capital >	KHM Households->					0.00294944	10.2318681	0.03017828	0.83586522	78.76520691	
KHM Services ->	KHM Other industries->	KHM unskilled labor->	KHM Households->					0.01717884	8.50342944	0.14607902	4.04603464	82.81124155	
KHM Services ->	KHM Other industries->	KHM skilled labor->	KHM Households->					0.0032271	8.503431	0.02744146	0.76006183	83.57130339	
KHM Services ->	KHM Other industries->	KHM Capital >	KHM Households->					0.02601676	8.5034293	0.22123172	6.12758206	89.69888545	
KHM Services ->	KHM Other industries->	KHM Agriculture->	KHM unskilled labor->	KHM Households->				0.02916126	8.87813093	0.2588975	7.17083294	96.86971838	
KHM Services ->	KHM Other industries->	KHM Agriculture->	KHM Capital >	KHM Households->				0.00841143	8.87813096	0.07467777	2.06839306	98.93811145	

Table 8: SPA’s result of main backward paths of Cambodia’s unskilled labor Sector

Sector origin	Destination Sector (Order 1)	Destination Sector (order 2)	Destination Sector (order 3)	Destination Sector (order 4)	Destination Sector (order 5)	Destination Sector (order 6)	Global Influence (GI)	Direct Influence (DI)	Path Multiplier (Mp)	Total Influence (TI)	TI/GI (%)	Cumulative %
Main Path 1												
KHM unskilled labor->	KHM Households->	KHM Agriculture->					1.621352175	0.21279362	4.37480909	0.93093147	57.4169812	57.4169812
KHM unskilled labor->	KHM Households->	KHM Other industries->	KHM Agriculture->					0.06886671	7.52029312	0.51789785	31.9423415	89.35932275
KHM unskilled labor->	KHM Households->	KHM Services ->	KHM Agriculture->					0.00490825	5.39544343	0.0264822	1.63334056	90.99266331
KHM unskilled labor->	KHM Households->	KHM Services ->	KHM Other industries->	KHM Agriculture->				0.01426847	8.87813093	0.1266773	7.81306523	98.80572853
Main Path 2												

KHM unskilled labor->	KHM Households->	KHM Garment>					0.378851623	0.02533171	8.26435198	0.20935019	55.2591518	55.25915176
KHM unskilled labor->	KHM Households->	KHM Other industries->	KHM Garment>					0.00441539	15.1736824	0.06699768	17.6844117	72.94356347
KHM unskilled labor->	KHM Households->	KHM Services ->	KHM Garment>					0.00573378	10.2318683	0.0586673	15.4855608	88.4291243
Main Path 3												
KHM unskilled labor->	KHM Households->	KHM Other industries->					3.198702453	0.31756353	7.19324688	2.2843129	71.4137352	71.41373522
KHM unskilled labor->	KHM Households->	KHM Agriculture->	KHM Other industries->					0.03481803	7.52029312	0.26184182	8.18587617	79.59961139
KHM unskilled labor->	KHM Households->	KHM Garment>	KHM Other industries->					0.00241267	15.1736824	0.03660912	1.14449898	80.74411037
KHM unskilled labor->	KHM Households->	KHM Services ->	KHM Other industries->					0.06579586	8.50342944	0.55949043	17.4911683	98.2352787
KHM unskilled labor->	KHM Households->	KHM Agriculture->	KHM Services ->	KHM Other industries->				0.00307004	8.87813093	0.02725619	0.85210143	99.08738013
Main Path 4												
KHM unskilled labor->	KHM Households->	KHM Services ->					1.751676892	0.27621066	4.85227463	1.34024999	76.5123978	76.51239777
KHM unskilled labor->	KHM Households->	KHM Agriculture->	KHM Services ->					0.012888	5.39544343	0.06953647	3.96970856	80.48210633
KHM unskilled labor->	KHM Households->	KHM Garment>	KHM Services ->					0.0026107	10.2318683	0.02671231	1.52495668	82.00706301
KHM unskilled labor->	KHM Households->	KHM Other industries->	KHM Services ->					0.02789063	8.50342944	0.237166	13.5393692	95.54643224
KHM unskilled labor->	KHM Households->	KHM Agriculture->	KHM Other industries->	KHM Services ->				0.00305796	8.87813093	0.02714898	1.54988503	97.09631727
KHM unskilled labor->	KHM Households->	KHM Other industries->	KHM Agriculture->	KHM Services ->				0.00417096	8.87813093	0.03703034	2.11399403	99.2103113
Main Path 5												
KHM unskilled labor->	KHM Households->	KHM Other industries->	KHM skilled labor->				0.2025192	0.00430216	7.19324904	0.03094652	15.2807838	15.28078382
KHM unskilled labor->	KHM Households->	KHM Services ->	KHM skilled labor->					0.02375443	4.85227597	0.11526305	56.9146272	72.19541105
KHM unskilled labor->	KHM Households->	KHM Agriculture->	KHM Services ->	KHM skilled labor->				0.00110838	5.39544491	0.00598022	2.95291337	75.14832442
KHM unskilled labor->	KHM Households->	KHM Other industries->	KHM Services ->	KHM skilled labor->				0.00239863	8.50343172	0.02039655	10.0714155	85.21973987
Main Path 6												
KHM unskilled labor->	KHM Households->	KHM Agriculture->	KHM Capital >				1.2417033	0.03464909	4.37480952	0.15158315	12.2076788	12.20767885
KHM unskilled labor->	KHM Households->	KHM Garment>	KHM Capital >					0.00359918	8.26435276	0.0297449	2.39549163	14.60317047
KHM unskilled labor->	KHM Households->	KHM Other industries->	KHM Capital >					0.03468375	7.19324753	0.24948878	20.0924635	34.69563401
KHM unskilled labor->	KHM Households->	KHM Services ->	KHM Capital >					0.09059142	4.85227503	0.43957447	35.4009264	70.09656043
KHM unskilled labor->	KHM Households->	KHM Agriculture->	KHM Other industries->	KHM Capital >				0.00380277	7.52029373	0.02859792	2.30312021	72.39968065
KHM unskilled labor->	KHM Households->	KHM Agriculture->	KHM Services ->	KHM Capital >				0.004227	5.3954438	0.02280653	1.83671356	74.23639421
KHM unskilled labor->	KHM Households->	KHM Other industries->	KHM Agriculture->	KHM Capital >				0.01121353	7.52029373	0.08432907	6.79140268	81.02779689
KHM unskilled labor->	KHM Households->	KHM Other industries->	KHM Services ->	KHM Capital >				0.00914755	8.50343001	0.07778558	6.26442537	87.29222226
KHM unskilled labor->	KHM Households->	KHM Services ->	KHM Other industries->	KHM Capital >				0.00718611	8.50343001	0.06110659	4.92119132	92.21341358
KHM unskilled labor->	KHM Households->	KHM Agriculture->	KHM Other industries->	KHM Services ->	KHM Capital >			0.00100295	8.87813146	0.00890431	0.71710424	92.93051782
KHM unskilled labor->	KHM Households->	KHM Other industries->	KHM Agriculture->	KHM Services ->	KHM Capital >			0.00136799	8.87813146	0.01214519	0.97810744	93.90862525

KHM unskilled labor->	KHM Households->	KHM Services ->	KHM Other industries->	KHM Agriculture->	KHM Capital >			0.00232333	8.87813146	0.02062681	1.66117036	95.56979561	
Main Path 7													
KHM unskilled labor->	KHM Households->	KHM Other industries->	KHM Products tax->					0.064680959	0.00350859	7.1932539	0.02523816	39.0194566	39.01945661
KHM unskilled labor->	KHM Households->	KHM Services ->	KHM Products tax->						0.00342386	4.8522794	0.01661354	25.6853601	64.70481667
Main Path 8													
KHM unskilled labor->	KHM Households->	KHM Other industries->	KHM Import tax->					0.282019567	0.02730415	7.19324932	0.19640558	69.6425357	69.64253566
KHM unskilled labor->	KHM Households->	KHM Agriculture->	KHM Other industries->	KHM Import tax->					0.00299366	7.52029567	0.0225132	7.98285051	77.62538617
KHM unskilled labor->	KHM Households->	KHM Services ->	KHM Other industries->	KHM Import tax->					0.00565714	8.50343233	0.04810507	17.0573533	94.68273949
Main Path 9													
KHM unskilled labor->	KHM Households							3.886379634	0.99999949	3.88638093	3.88637894	99.9999821	99.99998212

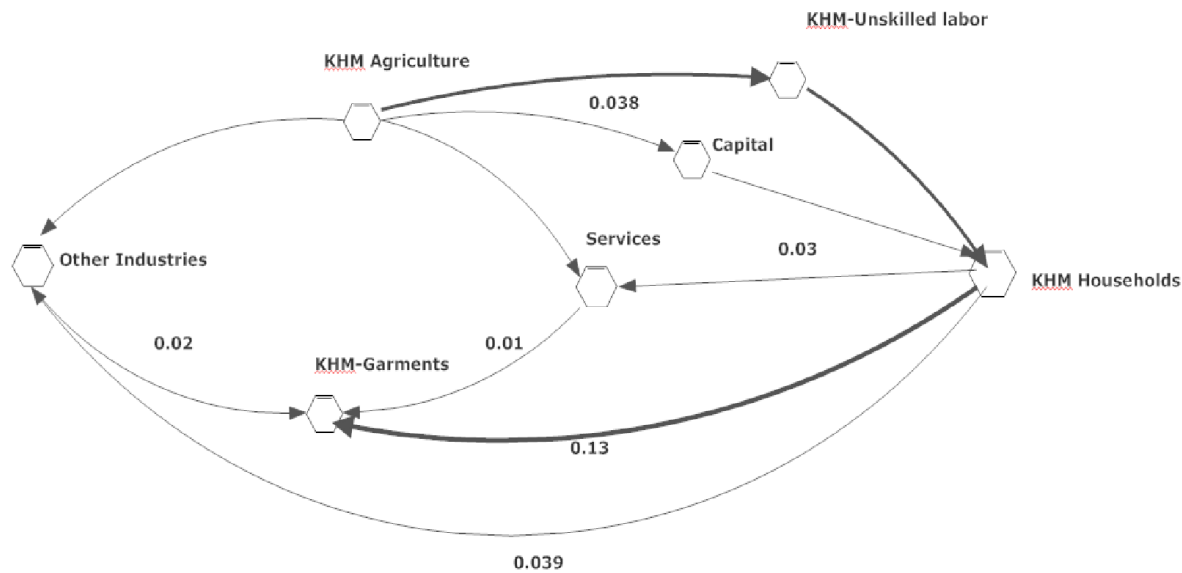
Table 9: SPA's result of main backward paths of Cambodia's Skilled labor Sector

Sector origin	Destination Sector (Order 1)	Destination Sector (order 2)	Destination Sector (order 3)	Destination Sector (order 4)	Destination Sector (order 5)	Destination Sector (order 6)	Global influence (GI)	Direct Influence (DI)	Path Multiplier (Mp)	Total Influence (TI)	TI/GI (%)	Cumulative %
Main Path 1												
KHM skilled labor->	KHM Households->	KHM Agriculture->					1.6213511	0.212793	4.37481	0.93093	57.4169	57.416901
KHM skilled labor->	KHM Households->	KHM Other industries->	KHM Agriculture->					0.068867	7.520295	0.517897	31.9423	89.359197
KHM skilled labor->	KHM Households->	KHM Services ->	KHM Agriculture->					0.004908	5.395445	0.026482	1.633338	90.992535
KHM skilled labor->	KHM Households->	KHM Services ->	KHM Other industries->	KHM Agriculture->				0.014268	8.878133	0.126677	7.813054	98.805589
Main Path 2												
KHM skilled labor->	KHM Households->	KHM Garment>					0.3788518	0.025332	8.264354	0.20935	55.25901	55.259014
KHM skilled labor->	KHM Households->	KHM Other industries->	KHM Garment>					0.004415	15.17369	0.066998	17.68437	72.943382
KHM skilled labor->	KHM Households->	KHM Services ->	KHM Garment>					0.005734	10.23187	0.058667	15.48552	88.428904
Main Path 3												
KHM skilled labor->	KHM Households->	KHM Other industries->					3.1987002	0.317563	7.193248	2.284308	71.41363	71.413634
KHM skilled labor->	KHM Households->	KHM Agriculture->	KHM Other industries->					0.034818	7.520295	0.261841	8.185865	79.599499
KHM skilled labor->	KHM Households->	KHM Garment>	KHM Other industries->					0.002413	15.17369	0.036609	1.144497	80.743997
KHM skilled labor->	KHM Households->	KHM Services ->	KHM Other industries->					0.065796	8.503431	0.559489	17.49114	98.23514
KHM skilled labor->	KHM Households->	KHM Agriculture->	KHM Services ->	KHM Other industries->				0.00307	8.878133	0.027256	0.8521	99.08724
Main Path 4												
KHM skilled labor->	KHM Households->	KHM Services ->					1.7516757	0.27621	4.852275	1.340247	76.51229	76.512286

KHM skilled labor->	KHM Households->	KHM Agriculture->	KHM Services ->				0.012888	5.395445	0.069536	3.969703	80.481989	
KHM skilled labor->	KHM Households->	KHM Garment>	KHM Services ->				0.002611	10.23187	0.026712	1.524954	82.006943	
KHM skilled labor->	KHM Households->	KHM Other industries->	KHM Services ->				0.027891	8.503431	0.237165	13.53935	95.546293	
KHM skilled labor->	KHM Households->	KHM Agriculture->	KHM Other industries->	KHM Services ->			0.003058	8.878133	0.027149	1.549883	97.096175	
KHM skilled labor->	KHM Households->	KHM Other industries->	KHM Agriculture->	KHM Services ->			0.004171	8.878133	0.03703	2.113991	99.210166	
Main Path 5												
KHM skilled labor->	KHM Households->	KHM Agriculture->	KHM unskilled labor->				1.4421583	0.120123	4.37481	0.525517	36.4396	36.4396
KHM skilled labor->	KHM Households->	KHM Garment>	KHM unskilled labor->				0.002585	8.264354	0.021367	1.48161	37.92121	
KHM skilled labor->	KHM Households->	KHM Other industries->	KHM unskilled labor->				0.022902	7.193249	0.164737	11.42293	49.344143	
KHM skilled labor->	KHM Households->	KHM Services ->	KHM unskilled labor->				0.040611	4.852276	0.197054	13.66384	63.007986	
KHM skilled labor->	KHM Households->	KHM Agriculture->	KHM Other industries->	KHM unskilled labor->			0.002511	7.520295	0.018883	1.309366	64.317351	
KHM skilled labor->	KHM Households->	KHM Agriculture->	KHM Services ->	KHM unskilled labor->			0.001895	5.395445	0.010224	0.708924	65.026275	
KHM skilled labor->	KHM Households->	KHM Other industries->	KHM Agriculture->	KHM unskilled labor->			0.038876	7.520295	0.292357	20.27216	85.298434	
KHM skilled labor->	KHM Households->	KHM Other industries->	KHM Services ->	KHM unskilled labor->			0.004101	8.503432	0.03487	2.417906	87.71634	
KHM skilled labor->	KHM Households->	KHM Services ->	KHM Agriculture->	KHM unskilled labor->			0.002771	5.395445	0.014949	1.036597	88.752937	
KHM skilled labor->	KHM Households->	KHM Services ->	KHM Other industries->	KHM unskilled labor->			0.004745	8.503432	0.040349	2.797787	91.550724	
KHM skilled labor->	KHM Households->	KHM Services ->	KHM Other industries->	KHM Agriculture->	KHM unskilled labor->		0.008055	8.878133	0.07151	4.95855	96.509274	
Main Path 6												
KHM skilled labor->	KHM Households->	KHM Agriculture->	KHM Capital >				1.2417027	0.034649	4.374811	0.151583	12.20766	12.207659
KHM skilled labor->	KHM Households->	KHM Garment>	KHM Capital >				0.003599	8.264354	0.029745	2.395488	14.603147	
KHM skilled labor->	KHM Households->	KHM Other industries->	KHM Capital >				0.034684	7.193249	0.249488	20.09243	34.695577	
KHM skilled labor->	KHM Households->	KHM Services ->	KHM Capital >				0.090591	4.852276	0.439574	35.40087	70.096444	
KHM skilled labor->	KHM Households->	KHM Agriculture->	KHM Other industries->	KHM Capital >			0.003803	7.520295	0.028598	2.303116	72.399561	
KHM skilled labor->	KHM Households->	KHM Agriculture->	KHM Services ->	KHM Capital >			0.004227	5.395445	0.022806	1.836711	74.236272	
KHM skilled labor->	KHM Households->	KHM Other industries->	KHM Agriculture->	KHM Capital >			0.011214	7.520295	0.084329	6.791392	81.027663	
KHM skilled labor->	KHM Households->	KHM Other industries->	KHM Services ->	KHM Capital >			0.009148	8.503432	0.077785	6.264415	87.292078	
KHM skilled labor->	KHM Households->	KHM Services ->	KHM Other industries->	KHM Capital >			0.007186	8.503432	0.061106	4.921183	92.213261	
KHM skilled labor->	KHM Households->	KHM Agriculture->	KHM Other industries->	KHM Services ->	KHM Capital >		0.001003	8.878133	0.008904	0.717103	92.930364	
KHM skilled labor->	KHM Households->	KHM Other industries->	KHM Agriculture->	KHM Services ->	KHM Capital >		0.001368	8.878133	0.012145	0.978106	93.90847	
KHM skilled labor->	KHM Households->	KHM Services ->	KHM Other industries->	KHM Agriculture->	KHM Capital >		0.002323	8.878133	0.020627	1.661168	95.569638	
Main Path 7												
KHM skilled labor->	KHM Households->	KHM Other industries->	KHM Products tax->				0.0646811	0.003509	7.193255	0.025238	39.01927	39.019271

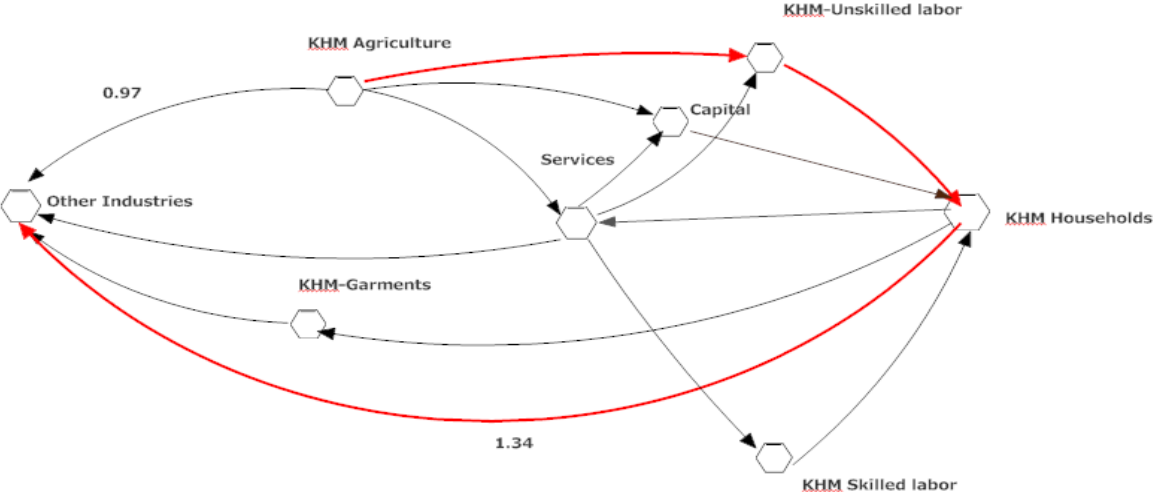
KHM skilled labor->	KHM Households->	KHM Services ->	KHM Products tax->				0.003424	4.85228	0.016614	25.68524	64.704508	
Main Path 8												
KHM skilled labor->	KHM Households->	KHM Other industries->	KHM Import tax->				0.2820196	0.027304	7.193251	0.196405	69.64238	69.642384
KHM skilled labor->	KHM Households->	KHM Agriculture->	KHM Other industries->	KHM Import tax->				0.002994	7.520297	0.022513	7.982833	77.625218
KHM skilled labor->	KHM Households->	KHM Services ->	KHM Other industries->	KHM Import tax->				0.005657	8.503434	0.048105	17.05732	94.682534
Main Path 9												
KHM skilled labor->	KHM Households->						3.886376	0.999997	3.886382	3.886371	99.99986	99.999861

Figure 5: Main backward paths #1 of Cambodia’s Agriculture



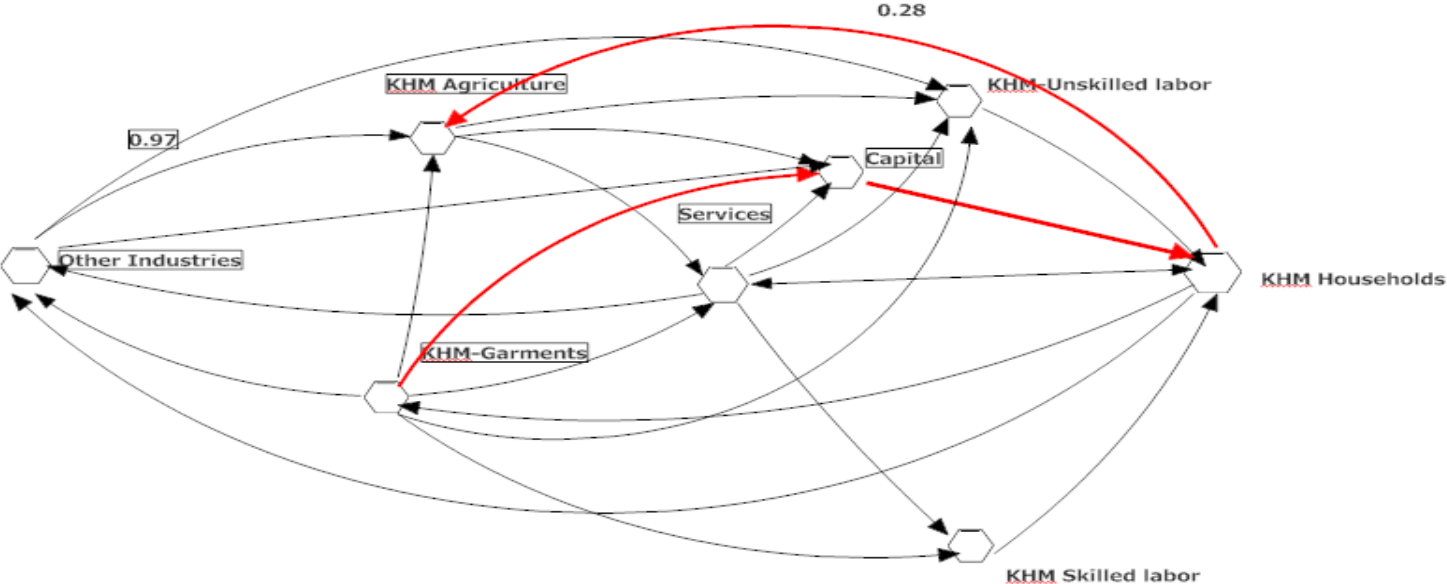
Note: The value of each path based on its Total Influence (TI)

Figure 6: Main backward paths# 2 of Cambodia’s Agriculture



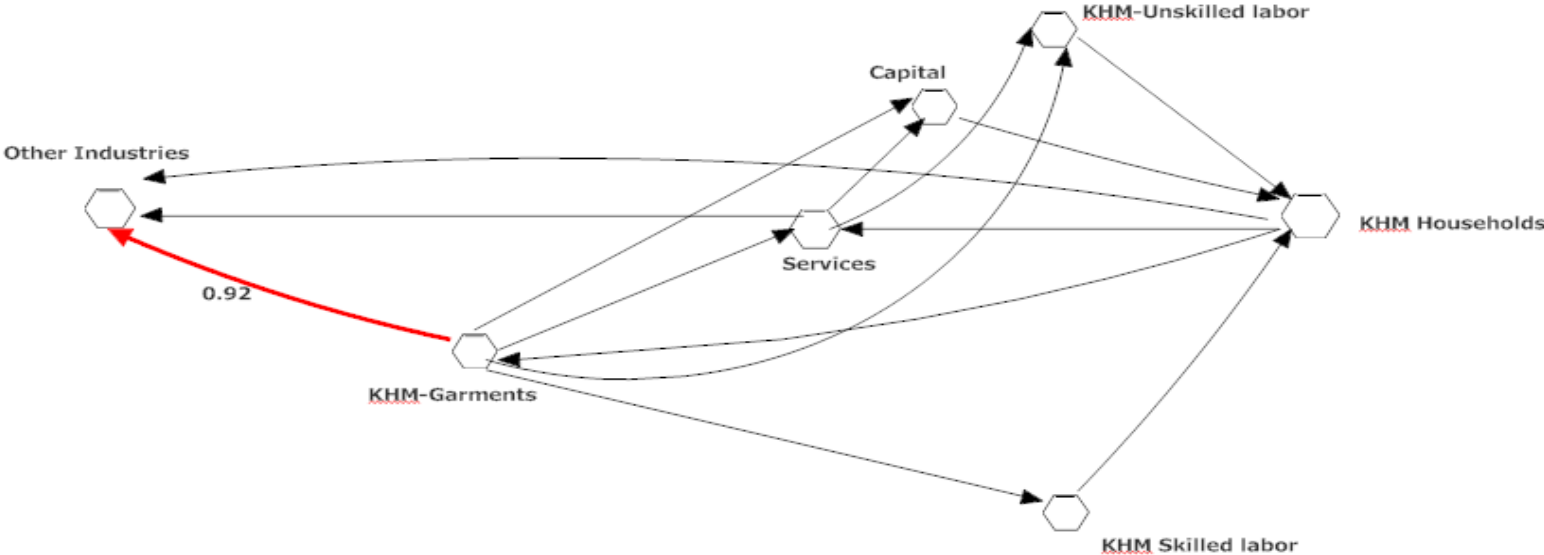
Note: The value of each path based on its Total Influence (TI)

Figure 7: Main backward paths# 1 of Cambodia’s Garment Sectors



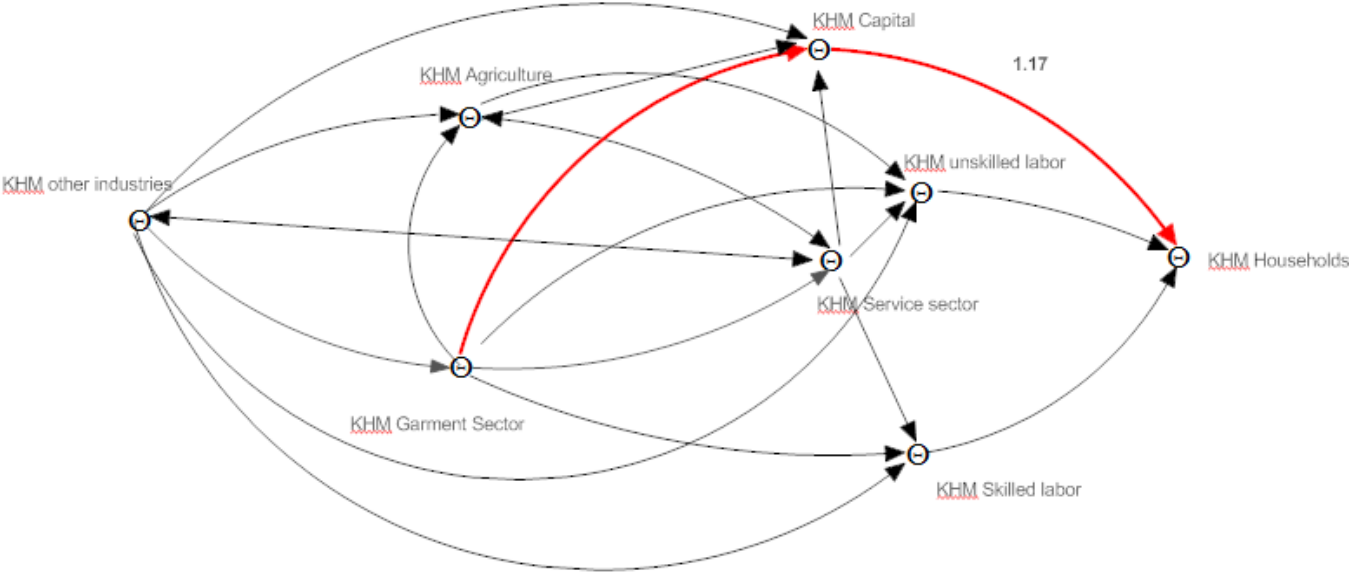
Note: The value of each path based on its Total Influence (TI)

Figure 8: Main backward paths 2 of Cambodia's Garment Sectors



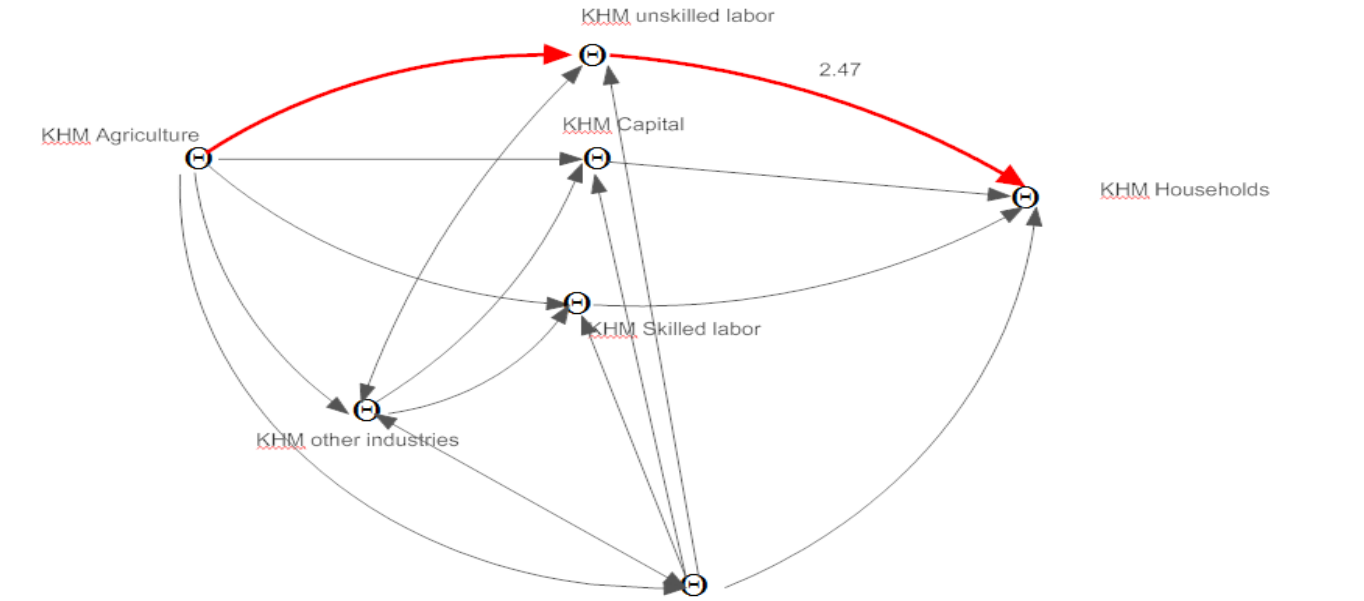
Note: The value of each path based on its Total Influence (TI)

Figure 9: Best main paths of Cambodia's Garment Sectors



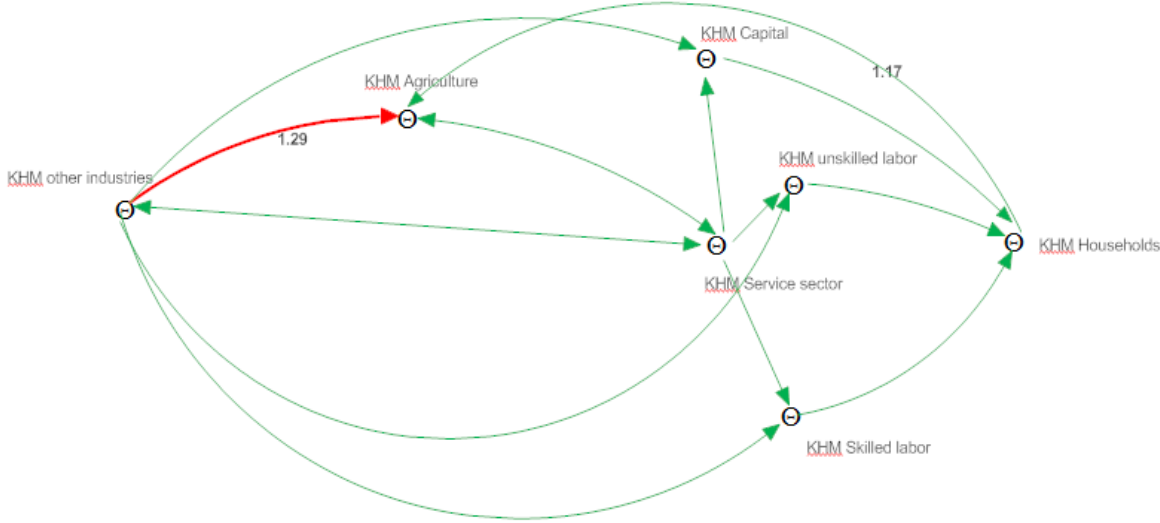
Note: The value of each path based on its Total Influence (TI)

Figure 10: Best main paths of Cambodia's Agriculture Sectors



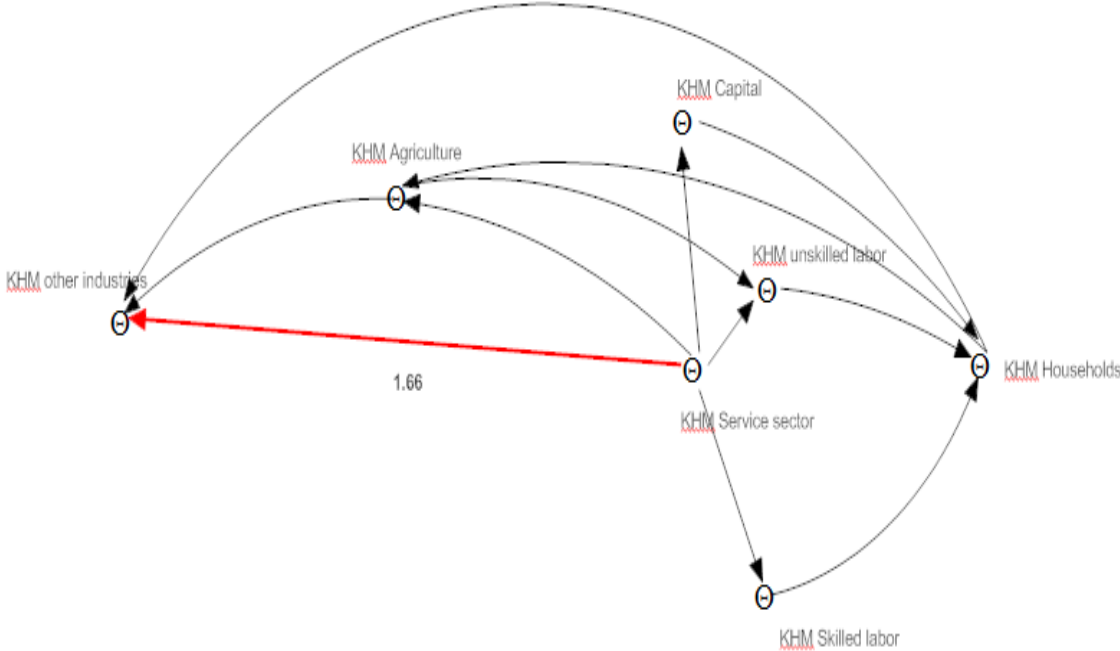
Note: The value of each path based on its Total Influence (TI)

Figure 11: Best main paths of Cambodia's Other industries Sectors



Note: The value of each path based on its Total Influence (TI)

Figure 12: Best main paths of Cambodia's service Sectors



Note: The value of each path based on its Total Influence (TI)

References

1. Akkemik, K. A. (2011). Potential impacts of electricity price changes on price formation in the economy: a social accounting matrix price modeling analysis for Turkey. *Energy Policy*, 39(2), 854-864.
2. Bargawi, O. (2005). Cambodia's garment industry—origins and future prospects. Overseas Development Institute, Economic and Statistics Analysis Unit Working Paper, (13).
3. Defourny, J., & Thorbecke, E. (1984). Structural path analysis and multiplier decomposition within a social accounting matrix framework. *The Economic Journal*, 94(373), 111-136.
4. De Haan, M. (2001). A structural decomposition analysis of pollution in the Netherlands. *Economic Systems Research*, 13(2), 181-196.
5. Dai, L. (2013). The Comparative Advantage of Nations: How Global Supply Chains Change Our Understanding of Comparative Advantage. Harvard Kennedy School Mossavar-Rahmani Center for Business and Government, M-RCBG Associate Working Paper Series, (15).
6. Koopman, R., Powers, W., Wang, Z., & Wei, S. J. (2010). Give credit where credit is due: Tracing value added in global production chains (No. w16426). National Bureau of Economic Research.
7. Kobayashi, S., Saito, K., Tada, M., Koyama, O., & Tanji, H. (2006, September). 'Estimation of an Input-Output Table of Cambodia and an Analysis of the Structure of the Economy,'. In Proceedings of the Second International Symposium on Sustainable Development in the Mekong River Basin, Core Research for Evolutional Science and Technology, Japan.
8. Khin, P., & Kato, R. R. (2010). The impact of the global economic crisis on Cambodia.
9. Li, J., & Lian, C. (2010). An empirical study on relative income determination of tourism industries with social accounting matrix of Jiangsu Province, China in 2002. *Tourism and Hospitality Research*, 10(3), 219-233.
10. Lim, V. (2006). Cambodia Agriculture Development Report. Economic Institute of Cambodia.
11. Osorio, J. C. P., & Wodon, Q. (2010). How does growth affect labor income by gender? A structural path analysis for Tanzania. *Gender Disparities in Africa's Labor Market*, 273.
12. Oum, S. (2007). 'Welfare analysis of Cambodia's accession to WTO—a CGE approach' (Doctoral dissertation, PhD dissertation, Monash University, Australia).
13. Puttanapong, N. Tracing and Quantifying Thailand's Linkages to the Global Supply Chain: the Modification of World Input-Output Database (WIOD) and the Applications of Leontief Multiplier and Structural Path Analysis.
14. Roberts, D. (2000). The spatial diffusion of secondary impacts: rural-urban spillovers in Grampian, Scotland. *Land Economics*, 395-412.
15. Seung, C. K. (2016). Identifying channels of economic impacts: An inter-regional structural path analysis for Alaska fisheries. *Marine Policy*, 66, 39-49.

16. Seung, C. K. (2014). Estimating effects of exogenous output changes: an application of multi-regional social accounting matrix (MRSAM) method to natural resource management. *Regional Science Policy & Practice*, 6(2), 177-193
17. Seung, C. K., & Waters, E. C. (2010). Evaluating supply-side and demand-side shocks for fisheries: a computable general equilibrium (CGE) model for Alaska. *Economic Systems Research*, 22(1), 87-109.
18. Thorbecke, E., & Jung, H. S. (1996). A multiplier decomposition method to analyze poverty alleviation. *Journal of Development Economics*, 48(2), 279-300.
19. Wood, R., & Lenzen, M. (2009). Structural path decomposition. *Energy Economics*, 31(3), 335-341.
20. Xie, J. (2000). An environmentally extended social accounting matrix. *Environmental and Resource Economics*, 16(4), 391-406.